

Product Specification

Flexible LED Strip

COB Series

8mm FPC COB 504LEDs/m IP20 Flexible LED Strip

WW-FLS102T89XW504B-24(WCP)-UR



HK Office :

Unit 1901, 19th Floor, NanYang Plaza, No. 57 Hung To Road
Kwun Tong, Kowloon, Hong Kong

China Factory :

Zhiyang Science and Technology Park, 10 Zhiyang Road, Zhangge,
Fucheng Street, Longhua District, Shenzhen, Guangdong, China

Tel : (852) 3152 3059 (10 lines)


Fax : (852) 3152 3039




Tel : (86) 755 8601 9190



Fax : (86) 755 8601 9197

<p>Product Features</p> <ul style="list-style-type: none"> • High quality FPC, authentic 3M tape • Dot free • Min. Bending Diameter: $\Phi 60\text{mm}$ • Max. length(M): 5M 	
<p>Technology info</p> <ul style="list-style-type: none"> • Lighting Technology: LED • DLS or NDLS: NDLS • MLS or NMLS: NMLS 	<p>Certification Standards</p> <ul style="list-style-type: none"> • EN55015:2013+A1 • EN61547:2009 • EN60598-1:2015 • EN60598-2-20:2015 • EN62493:2015 • EN62471:2008

<p>Non-ErP Waterpro of Type</p>	
	<p>Naked Strip</p>
	<p>3 Years Warranty</p>

WW-FLS102T89XW504B-24(WCP)-UR

Parameters

IP Grade	Model NO.	CRI (Ra)	Rf	Rg	Typical Power (W/M)	Max. Power (W/M)	Color	LED Color Temp.(K) Wavelength(nm)	3SDCM LED Color Temp.(K) Wavelength(nm)	Typ. Luminous Flux LM/M(39.37in)	Rated voltage
B 20	WW-FLS102T89WW504B-24(WCP)-UR	90	92	100	16	17.6	Warm White	2700K	/	1300	DC 24V
	Warm White						3000K	/	1400		
	Natural White						4000K	/	1530		
	Standard White						6000K	/	1600		

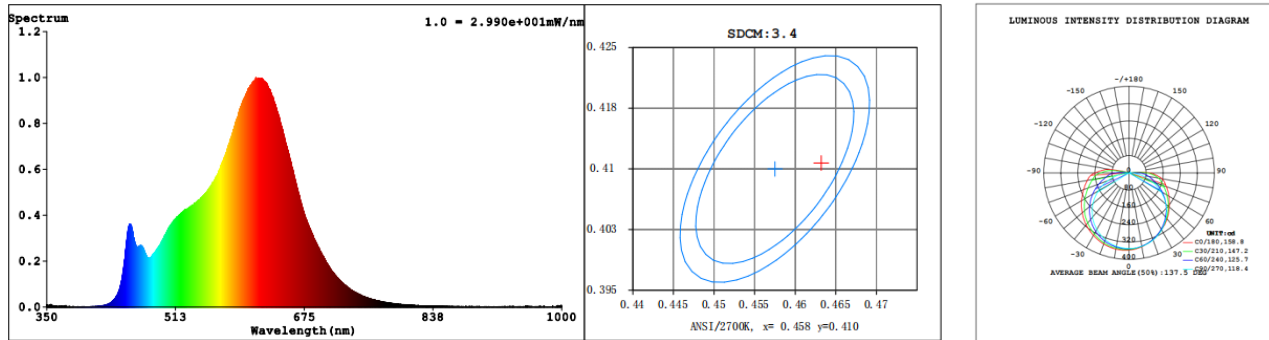
Remarks:

- The typ. Luminous flux tolerance range is $\pm 15\%$ (subject to the manufacturer's instrument test).

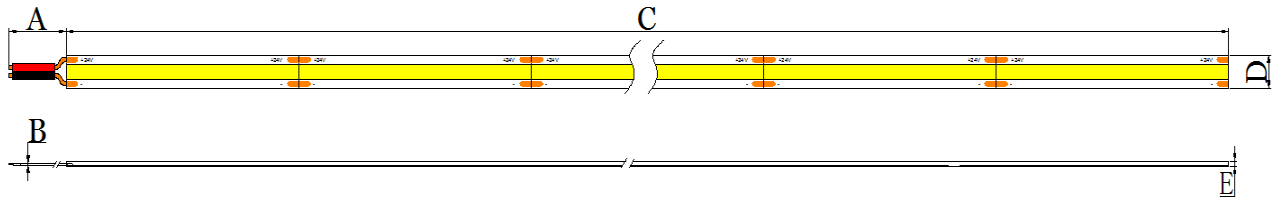
Test condition of above technical data:

- Surrounding temperature: 26°C.
- Test while turning on.

Optical Test Diagram



Dimension Drawing

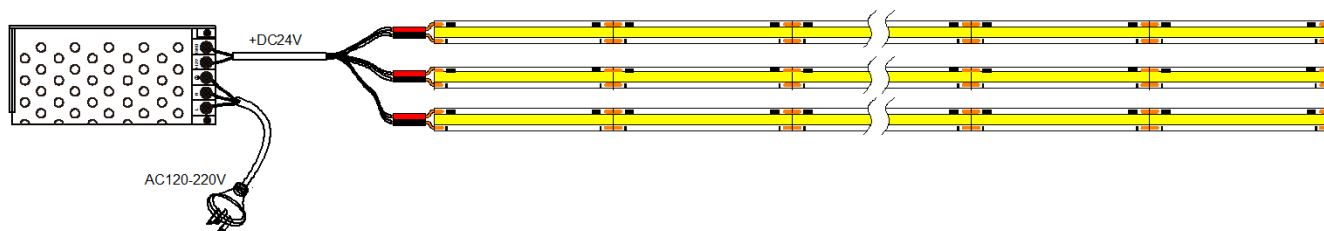


IP Grade	A. Power cable length	B. Power cable diameter	C. Strip length	D. Strip width	E. Strip thickness	F. Front cap length	G. End cap length	H. End cap width	I. End cap thickness
B20	300±10mm	φ1.8±0.2mm	5000±50mm	8±0.5mm	1.9mm±0.5mm	/	/	/	/
	11.81±0.39in	φ0.07±0.008in	196.85±1.97in	0.31±0.02in	0.075±0.02in	/	/	/	/



Remarks:

- If you need further information, please contact our sales manager.

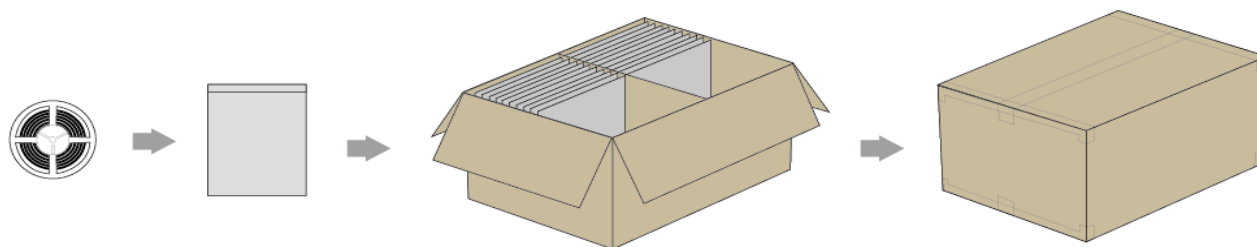
Circuit Diagram



Optional Accessories

IP Grade	Category	Description	Picture	Part No.	Density
E 20	Strip to wire Connector	2PIN Strip to wire Connector		WW-F2B-POW20-08	/
	Strip to strip Connector	2PIN Strip to strip Connector		WW-F2B-POP20-08	/

Packaging Diagram



Packaging Information

Ingress protection rating	Bag size	Inner carton		Outer carton		N.W	G.W	Outer carton volume
		Size	Reel/ctn	Size	Reel/ctn			
E 20	220*250*0.14mm	/	/	440*400 *260mm	60	3.9KG ±10%	8.57 KG ±10%	0.04576 m ³
	8.66*9.84*0.006in	/	/	17.32*15.748 *10.236in	60	8.6 Lbs ±10%	18.89Lbs ±10%	1.616 ft ³

Remarks :

Please contact our sales manager for customized package (color box, blister etc.)




In the process of product installation and use, it is forbidden to knot



In the process of product installation and use, it is forbidden to wind













In the process of product installation and use, it is forbidden to twist







In the process of product installation and use, it is forbidden to cut


1. In the process of product installation and use, it is forbidden to reinstall and use.
2. It is forbidden to put the product back into the reel after removed from it.


 **Cautions**

IP20	IP54	IP65	IP67	IP68
 Do not press the surface of LED	 Pay attention to high temperature environment	 Do not use in strong water waves environment	 Resist strong water waves impact	 Can apply to underwater do not deeper than 1m
 Pay attention to damp -proof and dustproof	 Do not apply to rainy environment	 Can be applied to rainy environment	 Do not apply to underwater environment for a long time	 No direct sunlight

 Do not tie a knot	 Do not winding	 Do not twist	 Do not cut when it is working	 Recommended the continuous working time do not exceed 12 hours daily	 Operating temperature: -20°C~+45°C (-4°F~+113°F)	 Storage temperature: 0°C~+60°C (32°F~+140°F)	 Operated by professionals
 Pay attention to the application environment	 IP Level will change after cutting	 Do not pull and crash	 Connected to power supply every 5 meters	 Power supply must be connected to ground(GND)	 The minimum bending diameter > 60mm	 Power supply retain > 20%	 Note the positive and negative poles

 For cutting LED strip operation, it is necessary to use the standard accessories provided by Dilux (e.g. DC wire, end-cap, front-cap, adhesive, etc.), and according to the correct cutting and connecting method for the installation.

 For avoiding LED get vulcanized, LED strip should be installed in the environment where does not has oil and corrosive substances. Such as these substances which contain Sulphur, Bromine, Iodine and Chlorine. Some other chemical elements which will cause Aromatic hydrocarbons releasing(such as: methylbenzene, xylene, methyl acetoacetate Ethyl acetate etc.).The environment in which includes strong acid and strong base.

 During the warranty period, only defective products are acceptable to be replaced by the factory. Factory is not responsible for other expenses because of replacement, such as transportation fee, installation fee, etc..

** If you do not follow the above "Cautions" to operate and result in damaging the product, the factory will not accept maintenance and return.
**The right of final interpretation is owned by Dilux.