

# Product Specification

## DC Flexible LED Strip

### 2016 6LEDs/unit Series

2016 Top LED 3.5mm FPC 120LEDs/M

WW-FLS102T21XW120X-24(WCP)-UR



HK Office :

Unit 1901, 19th Floor, NanYang Plaza, No. 57 Hung To Road  
Kwun Tong, Kowloon, Hong Kong

China Factory :

Zhiyang Science and Technology Park, 10 Zhiyang Road, Zhangge,  
Fucheng Street, Longhua District, Shenzhen, Guangdong, China

Tel : (852) 3152 3059 (10 lines)


Fax : (852) 3152 3039






Tel : (86) 755 8601 9190



Fax : (86) 755 8601 9197

|  |   |
|--|---|
| <p><b>Product Features</b></p> <ul style="list-style-type: none"> <li>• High quality FPC, authentic 3M tape;</li> <li>• Self-encapsulated design 2016 LED;</li> <li>• Light source lifetime:50K hours(L70);</li> <li>• Min. Bending Diameter: Φ60mm</li> <li>• Max. length(M): 5M</li> <li>• LED SDCM≤6</li> </ul> |   |
| <p><b>Technology info</b></p> <ul style="list-style-type: none"> <li>• Lighting Technology: LED</li> <li>• DLS or NDLS: NDLS</li> <li>• MLS or NMLS: NMLS</li> </ul>   | <p><b>Certification Standards</b></p> <ul style="list-style-type: none"> <li>• EN55015:2019</li> <li>• EN61547:2009</li> <li>• EN60598-1:2015</li> <li>• EN60598-2-20:2015</li> <li>• EN62493:2015</li> <li>• EN62471:2008</li> </ul> |

|                               |  |  |  |
|-------------------------------|--|--|--|
| <p><b>Waterproof Type</b></p> |  <p><b>B 20</b></p> |  <p><b>F 65</b></p> |  <p><b>R 67</b></p> |
|                               | <p>Naked Strip</p>   | <p>Silicone Tube</p>   | <p>Silicone Extrusion</p>  |
|                               | <p>5 Years Warranty</p>  | <p>5 Years Warranty</p>  | <p>5 Years Warranty</p>  |

WW-FLS102T21XW120X-24(WCP)-UR

Parameters

| IP Grade | Model NO.                     | CRI (Ra) | Rf | Rg  | Typical Power (W/M) | Max. Power (W/M) | Color          | LED Color Temp.(K) Wavelength(nm)* | 3SDCM LED Color Temp.(K) Wavelength(nm)** | Typ. Luminous Flux LM/M(39.37in) | Rated voltage |
|----------|-------------------------------|----------|----|-----|---------------------|------------------|----------------|------------------------------------|---|----------------------------------|---------------|
| E 20     | WW-FLS102T21XW120B-24(WCP)-UR | 90       | 90 | 100 | 13.09               | 14.40            | Warm White     | 2500K                              | /   | 905                              | DC 24V        |
|          |                               |          |    |     |                     |                  | Warm White     | 2700K                              | /   | 940                              |               |
|          |                               |          |    |     |                     |                  | Warm White     | 3000K                              | /   | 970                              |               |
|          |                               |          |    |     |                     |                  | Natural White  | 4000K                              | /   | 1075                             |               |
|          |                               |          |    |     |                     |                  | Standard White | 6000K                              | /   | 1075                             |               |
| E 65     | WW-FLS102T21XW120F-24(WCP)-UR | 90       | 90 | 100 | 13.09               | 14.40            | Warm White     | 2500K                              | /   | 869                              | DC 24V        |
|          |                               |          |    |     |                     |                  | Warm White     | 2700K                              | /   | 912                              |               |
|          |                               |          |    |     |                     |                  | Warm White     | 3000K                              | /   | 941                              |               |
|          |                               |          |    |     |                     |                  | Natural White  | 4000K                              | /   | 1032                             |               |
|          |                               |          |    |     |                     |                  | Standard White | 6000K                              | /   | 1043                             |               |
| R 67     | WW-FLS102T21XW120R-24(WCP)-UR | 90       | 90 | 100 | 13.09               | 14.40            | Warm White     | 2500K                              | /   | 824                              | DC 24V        |
|          |                               |          |    |     |                     |                  | Warm White     | 2700K                              | /   | 931                              |               |
|          |                               |          |    |     |                     |                  | Warm White     | 3000K                              | /   | 912                              |               |
|          |                               |          |    |     |                     |                  | Natural White  | 4000K                              | /   | 989                              |               |
|          |                               |          |    |     |                     |                  | Standard White | 6000K                              | /   | 1000                             |               |

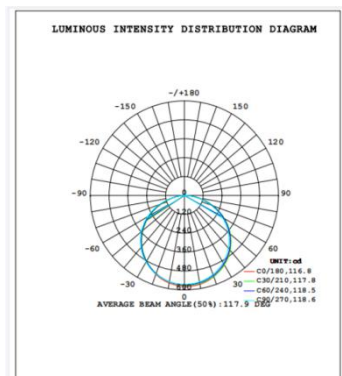
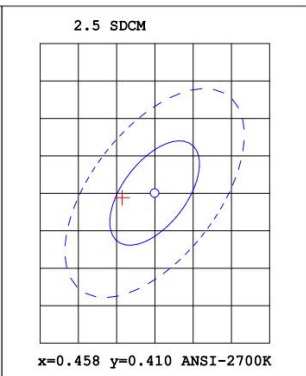
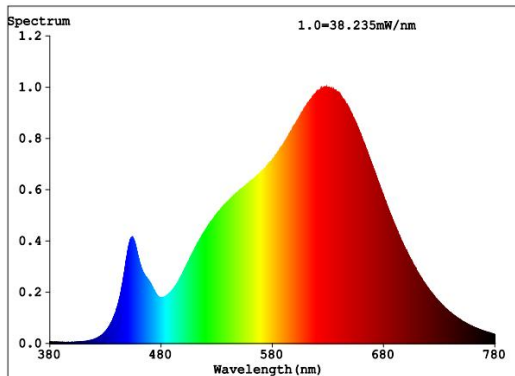
Remarks:

- \*The above color temperature is the color temperature of LED source.
- \*\*Indicates SDCM<3 model is available, part number will add the suffix "-3S".
- The typ. Luminous flux tolerance range is ±10% (subject to the manufacturer's instrument test).

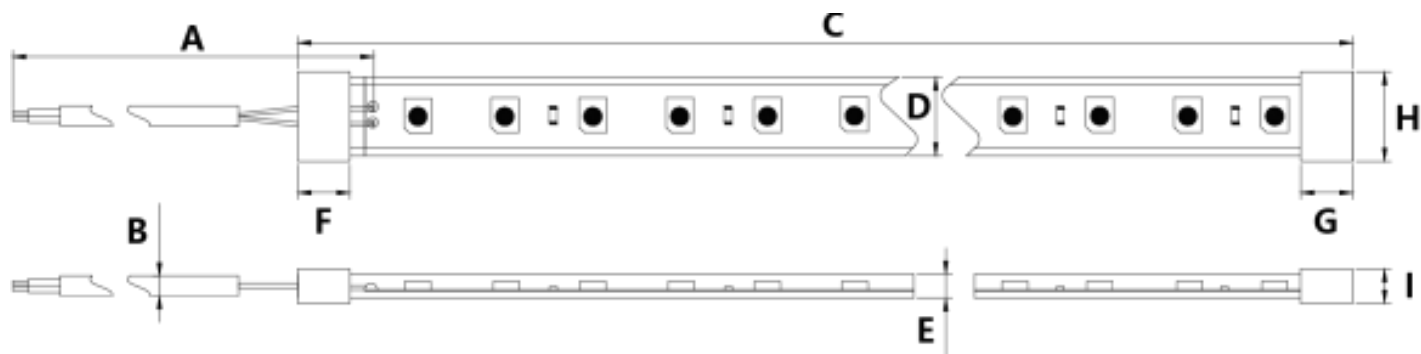
Test condition of above technical data:

- Surrounding temperature: 26°C.
- Test while turning on.

Optical Test Diagram



## Dimension Drawing

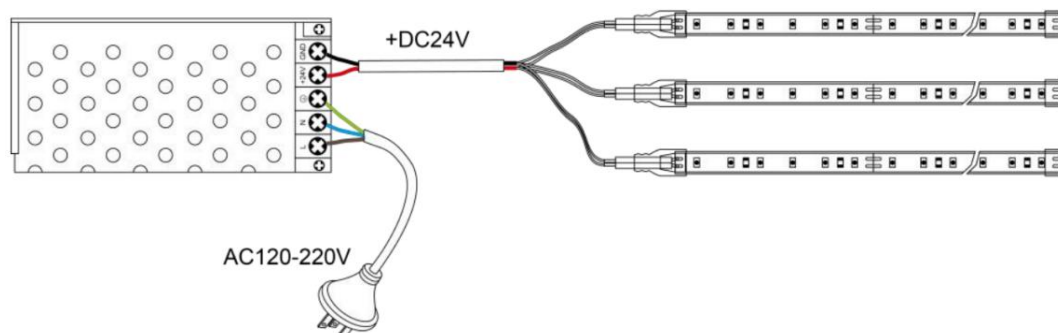


| IP Grade | A<br>Cable Length | B<br>cable diameter | C<br>Strip length | D<br>Strip width | E<br>Strip thickness | F<br>Front cap length | G<br>End cap length | H<br>Cap width | I<br>Cap thickness |
|----------|-------------------|---------------------|-------------------|------------------|----------------------|-----------------------|---------------------|----------------|--------------------|
| E20      | 300±10mm          | Φ4.0±0.2mm          | 5000±50mm         | 3.5±0.5mm        | 1±0.5mm              | /                     | /                   | /              | /                  |
|          | 11.81±0.39in      | 0.16±0.01in         | 196.85±1.97in     | 0.14±0.02in      | 0.04±0.02in          | /                     | /                   | /              | /                  |
| E65      | 300±10mm          | Φ3.6±0.2mm          | 5020±50mm         | 5.2±0.5mm        | 3.2±0.5mm            | 10±0.5mm              | 10±0.5mm            | 7.3±0.5mm      | 4.8±0.5mm          |
|          | 11.81±0.39in      | 0.14±0.01in         | 197.64±1.97in     | 0.20±0.02in      | 0.13±0.02in          | 0.39±0.02in           | 0.39±0.02in         | 0.29±0.02in    | 0.19±0.02in        |
| E67      | 300±10mm          | Φ3.6±0.2mm          | 5020±50mm         | 5.5±0.5mm        | 3.5±0.5mm            | 10±0.5mm              | 10±0.5mm            | 7.5±0.5mm      | 5.5±0.5mm          |
|          | 11.81±0.39in      | 0.14±0.008 in       | 197.64±1.97in     | 0.22±0.02in      | 0.14±0.02in          | 0.39±0.02in           | 0.39±0.02in         | 0.3±0.02in     | 0.22±0.02in        |



**Remarks:**

- If you need further information, please contact our sales manager.




## Circuit Diagram



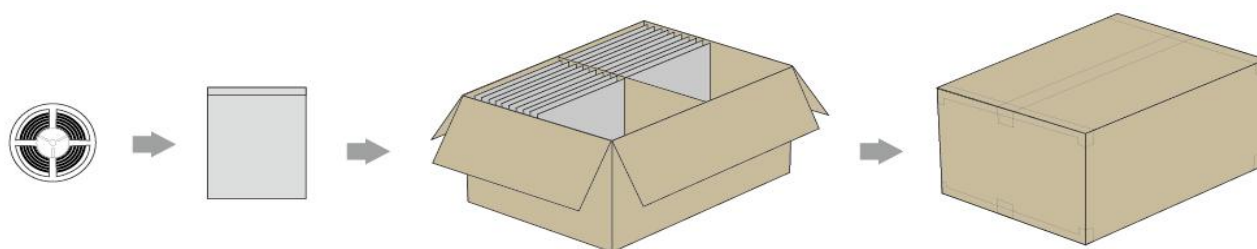
## Standard Accessories

| IP Level | Category                 | Description                | Picture  | Part No.        | Application      |
|----------|--------------------------|----------------------------|--|-----------------|------------------|
| E 20     | /                        | /                          | /  | /               | /                |
|          | /                        | /                          | /  | /               | /                |
| E 65     | Installation Accessories | Installation Buckle+Screws |  | WW-FLS102JJA-MC | Waterproof strip |
| R 67     | Installation Accessories | Installation Buckle+Screws |  | WW-FLS102JJA-MC | Waterproof strip |

## Optional Accessories

| IP Level | Category                 | Description                   | Picture   | Part No.              | Density    |
|----------|--------------------------|-------------------------------|---|-----------------------|------------|
| E 20     | Strip to wire Connector  | 2PIN Strip to wire Connector  |   | WW-FLS102B-FS2(3.5mm) | ≤120LEDs/M |
|          | Strip to strip Connector | 2PIN Strip to strip Connector |  | WW-FLS102B-DD2(3.5mm) | ≤120LEDs/M |
|          | Strip to strip Connector | 2PIN Strip to strip Connector |  | WW-FLS102B-FD2(3.5mm) | ≤120LEDs/M |
| E 65     | /                        | /                             | /   | /                     | /          |
| R 67     | /                        | /                             | /   | /                     | /          |

## Packaging Diagram













## Packaging information

















| Ingress protection rating | Bag size            | Inner carton |          | Outer carton         |          | N.W           | G.W           | Outer carton volume |
|---------------------------|---------------------|--------------|----------|----------------------|----------|---------------|---------------|---------------------|
|                           |                     | Size         | Reel/ctn | Size                 | Reel/ctn |               |               |                     |
| IP20                      | 220*250*0.14mm      | /            | /        | 440*400*260mm        | 72       | 1.96KG ±10%   | 6.57KG ±10%   | 0.05 m3             |
|                           | 8.66*9.84*0.006 in  | /            | /        | 17.32*15.75*10.24 in | 72       | 4.32 Lbs ±10% | 14.48Lbs ±10% | 1.62 ft3            |
| IP65                      | 250*270*0.14mm      | /            | /        | 440*400*260mm        | 60       | 5.07KG ±10%   | 10KG ±10%     | 0.05 m3             |
|                           | 9.84*10.63*0.006 in | /            | /        | 17.32*15.75*10.24 in | 60       | 11.18Lbs ±10% | 22.05Lbs ±10% | 1.616 ft3           |
| IP67                      | 250*270*0.14mm      | /            | /        | 440*400*260mm        | 60       | 7.99KG ±10%   | 12.95KG ±10%  | 0.05 m3             |
|                           | 9.84*10.63*0.006 in | /            | /        | 17.32*15.75*10.24 in | 60       | 17.6Lbs ±10%  | 28.55Lbs ±10% | 1.62 ft3            |


### Remarks :


- Please contact our sales manager for customized package (color box, blister etc.)


 **Cautions**

| IP20  | IP54  | IP65  | IP67   | IP68  |
|---|---|---|--|---|
|  |  |  |  |  |
| Do not press the surface of LED   | Pay attention to high temperature environment                                     | Do not use in strong water waves environment                                      | Resist strong water waves impact   | Can apply to underwater do not deeper than 1m                                       |
|  |  |  |  |  |
| Pay attention to damp-proof and dustproof   | Do not apply to rainy environment   | Can be applied to rainy environment   | Do not apply to underwater environment for a long time                             | No direct sunlight  |

|   |   |   |   |   |  |   |   |
|---|---|---|---|---|--|---|---|
|   |   |   |   |   |   |   |   |
| Do not tie a knot   | Do not winding  | Do not twist  | Do not cut when it is working   | Recommended the continuous working time do not exceed 12 hours daily                | -20°C~+45°C (-4°F~+113°F)  | 0°C~+60°C (32°F~+140°F)   | Operated by professionals   |
|  |  |  |  |  |  |  |  |
| Pay attention to the application environment  | IP Level will change after cutting  | Do not pull and crash   | Connected to power supply every 5 meters  | Power supply must be connected to ground(GND)                                       | The minimum bending diameter > 60mm  | Power supply retain > 20%   | Note the positive and negative poles  |

 For cutting LED strip operation, it is necessary to use the standard accessories provided by Dilux (e.g. DC wire, end-cap, front-cap, adhesive, etc.), and according to the correct cutting and connecting method for the installation.

 For avoiding LED get vulcanized, LED strip should be installed in the environment where does not has oil and corrosive substances. Such as these substances which contain Sulphur, Bromine, Iodine and Chlorine. Some other chemical elements which will cause Aromatic hydrocarbons releasing(such as: methylbenzene, xylene, methyl acetoacetate Ethyl acetate etc.),The environment in which includes strong acid and strong base.

 During the warranty period, only defective products are acceptable to be replaced by the factory. Factory is not responsible for other expenses because of replacement, such as transportation fee, installation fee, etc..

**\*\* If you do not follow the above "Cautions" to operate and result in damaging the product, the factory will not accept maintenance and return.**  
**\*\*The right of final interpretation is owned by Dilux.**