

Product Specification

Flexible LED Strip

Nichia 3030 Series

3030 Top LED 10mm FPC 70LEDs/M 14.4W/M

WW-FLS102T32XX070X-24(WCP)-HR-W-3S-ME-N



HK Office :

Unit 1901, 19th Floor, NanYang Plaza, No. 57 Hung To Road
Kwun Tong, Kowloon, Hong Kong

China Factory :

Zhiyang Science and Technology Park, 10 Zhiyang Road, Zhangge,
Fucheng Street, Longhua District, Shenzhen, Guangdong, China

Tel : (852) 3152 3059 (10 lines)

Fax : (852) 3152 3039



Tel : (86) 755 8601 9190

Fax : (86) 755 8601 9197


WW-FLS102T32XX070X-24(WCP)-HR-W-3S-ME-N






Product Features

- High quality FPC, authentic 3M tape;
- Self-encapsulated design offer five optional white light from 2500-6500K;
- Light source lifetime: 50K hours (L70);



DC24V



				
B 20	S 54	F 65	R 67	RW 67
Naked Strip	Silicone Dropping	Silicone Tube	Silicone Extrusion	Silicone Extrusion
3 Years Warranty	3 Years Warranty	3 Years Warranty	3 Years Warranty	3 Years Warranty

Specification Parameter

- Max.Current (A): 24V 0.6A/M;
- Max.Power (W): 24V 14.4W/M;
- Max.length(M) : 24V 5M;
- Typ.Current (A): 24V 0.5A/M; (±20%)
- Typ.Power (W): 24V 12W/M; (±20%)
- Min. Bending Diameter : Φ60mm;

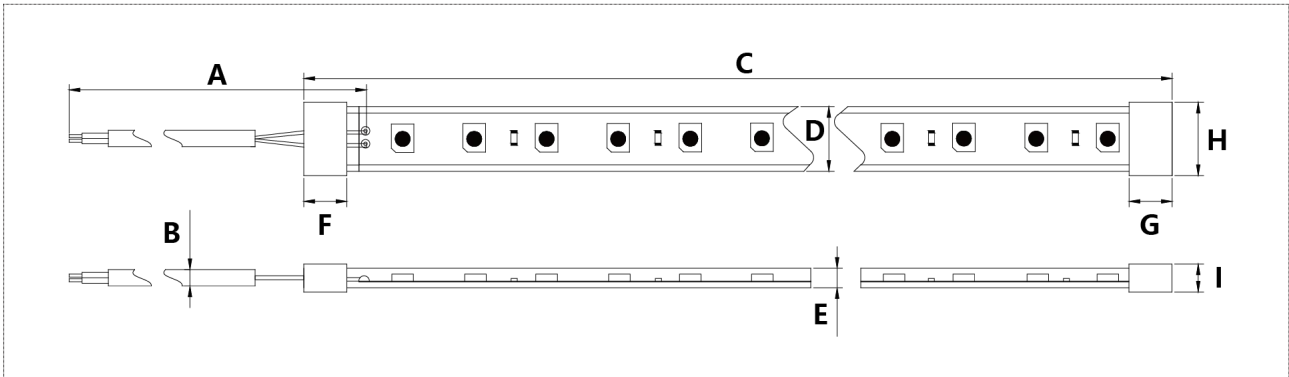
Technical Parameters

IP Level	Model no.	CRI (Ra)	Rf	Rg	Color	LED Color Temp.(K) Wavelength(nm)**	3SDCM LED Color Temp.(K) Wavelength(nm)**	Typ.Luminous Flux LM / M(39.37in)	Rate voltage
B 20	WW-FLS102T32WW070B-24(WCP)-HR-3S-ME-N*	≥80	82	96	Warm White	/	2500K	1881	24V
	WW-FLS102T32WW070B-24(WCP)-HR-3S-ME-N*				Warm White	/	2700K	1881	
	WW-FLS102T32WW070B-24(WCP)-HR-3S-ME-N*				Warm White	/	3000K	1881	
	WW-FLS102T32NW070B-24(WCP)-HR-3S-ME-N*				Natural White	/	4000K	2188	
	WW-FLS102T32SW070B-24(WCP)-HR-3S-ME-N*				Standard White	/	5700K	2188	
S 54	WW-FLS102T32WW070S-24(WCP)-HR-3S-ME-N*	≥80	82	96	Warm White	/	2500K	1768	
	WW-FLS102T32WW070S-24(WCP)-HR-3S-ME-N*				Warm White	/	2700K	1712	
	WW-FLS102T32WW070S-24(WCP)-HR-3S-ME-N*				Warm White	/	3000K	1712	
	WW-FLS102T32NW070S-24(WCP)-HR-3S-ME-N*				Natural White	/	4000K	1838	
	WW-FLS102T32SW070S-24(WCP)-HR-3S-ME-N*				Standard White	/	5700K	1707	
F 65	WW-FLS102T32WW070F-24(WCP)-HR-3S-ME-N*	≥80	82	96	Warm White	/	2500K	1716	
	WW-FLS102T32WW070F-24(WCP)-HR-3S-ME-N*				Warm White	/	2700K	1698	
	WW-FLS102T32WW070F-24(WCP)-HR-3S-ME-N*				Warm White	/	3000K	1680	
	WW-FLS102T32NW070F-24(WCP)-HR-3S-ME-N*				Natural White	/	4000K	1974	
	WW-FLS102T32SW070F-24(WCP)-HR-3S-ME-N*				Standard White	/	5700K	1995	
R 67	WW-FLS102T32WW070R-24(WCP)-HR-3S-ME-N*	≥80	82	96	Warm White	/	2500K	1662	
	WW-FLS102T32WW070R-24(WCP)-HR-3S-ME-N*				Warm White	/	2700K	1644	
	WW-FLS102T32WW070R-24(WCP)-HR-3S-ME-N*				Warm White	/	3000K	1644	
	WW-FLS102T32NW070R-24(WCP)-HR-3S-ME-N*				Natural White	/	4000K	1912	
	WW-FLS102T32SW070R-24(WCP)-HR-3S-ME-N*				Standard White	/	5700K	1891	
RW 67	WW-FLS102T32WW070R-24(WCP)-HR-W-3S-ME-N*	≥80	82	96	Warm White	/	2500K	1662	
	WW-FLS102T32WW070R-24(WCP)-HR-W-3S-ME-N*				Warm White	/	2700K	1644	
	WW-FLS102T32WW070R-24(WCP)-HR-W-3S-ME-N*				Warm White	/	3000K	1644	
	WW-FLS102T32NW070R-24(WCP)-HR-W-3S-ME-N*				Natural White	/	4000K	1912	
	WW-FLS102T32SW070R-24(WCP)-HR-W-3S-ME-N*				Standard White	/	5700K	1891	

Remarks :

- *Indicates SDCM<3 model is available, part number will add the suffix "-3S".
- ** The above color temperature is the color temperature of LED source.
- The lumen value tolerance range is ±20% (subject to the manufacturer's instrument test).

Dimension Drawing

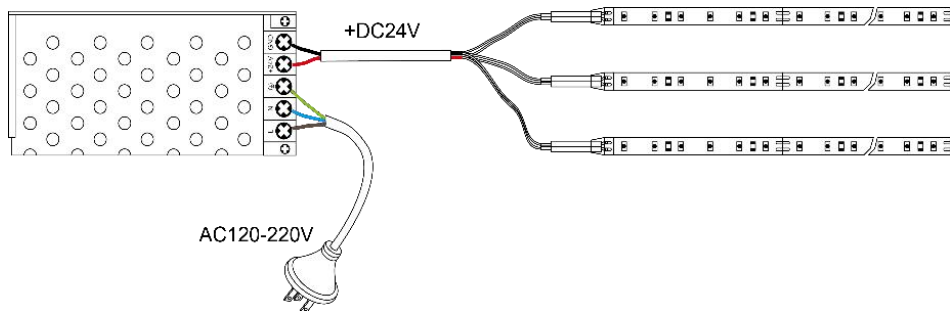


IP Level	A. Power cable length	B. Power cable diameter	C. Strip length	D. Strip width	E. Strip thickness	F. Front cap length	G. End cap length	H. End cap width	I. End cap thickness
E 20	300±10mm	Φ4.0±0.2mm	5000±50mm	10±0.5mm	1.2±0.5mm	/	/	/	/
	11.81±0.39in	0.16±0.01in	196.85±1.97in	0.394±0.02in	0.047±0.02in	/	/	/	/
S 54	300±10mm	Φ4.0±0.2mm	5000±50mm	10±0.5mm	2.3±0.5mm	/	/	/	/
	11.81±0.39in	0.16±0.01in	196.85±1.97in	0.394±0.02in	0.091±0.02in	/	/	/	/
E 65	300±10mm	Φ4.0±0.2mm	5020±50mm	12±0.5mm	4.0±0.5mm	22.5±0.5mm	10±0.5mm	14.5±0.5mm	6.0±0.5mm
	11.81±0.39in	0.16±0.01in	197.64±1.97in	0.473±0.02in	0.16±0.02in	0.89±0.02in	0.39±0.02in	0.57±0.02in	0.24±0.02in
R 67	300±10mm	Φ6±0.2mm	5020±50mm	12±0.5mm	5±0.5mm	30±0.5mm	11±0.5mm	14±0.5mm	7.0±0.5mm
	11.81±0.39in	0.236±0.008 in	197.64±1.97in	0.473±0.02in	0.20±0.02in	1.18±0.02in	0.43±0.02in	0.55±0.02in	0.28±0.02in
RW 67	300±10mm	Φ6±0.2mm	5020±50mm	12±0.5mm	5±0.5mm	30±0.5mm	11±0.5mm	14±0.5mm	7.0±0.5mm
	11.81±0.39in	0.236±0.008 in	197.64±1.97in	0.473±0.02in	0.20±0.02in	1.18±0.02in	0.43±0.02in	0.55±0.02in	0.28±0.02in







Remarks :

- If you need further information, please contact our sales account manager..

Circuit Diagram



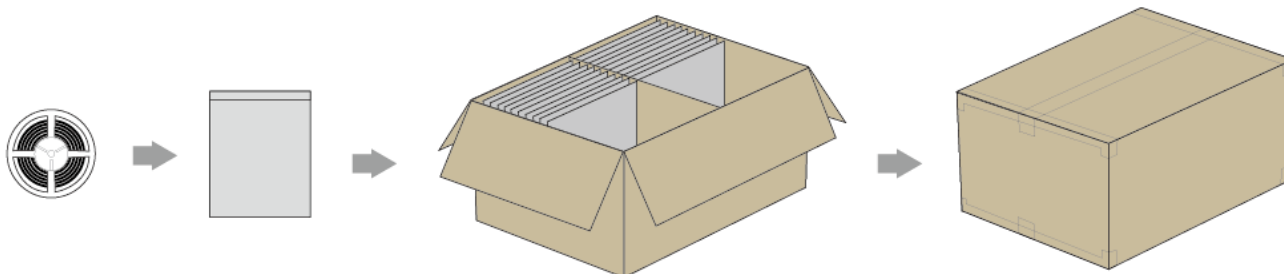
Standard Accessories

IP Level	Category	Description	Picture	Part No.	Application
B 20	/	/	/	/	/
S 54	/	/	/	/	/
F 65	Connection Accessories	Front cap+End cap+Cable		WW-FLS102F-CW (12mm)	10mm Type F
	Installation Accessories	Installation Buckle+Screws		WW-FLS102JJA-MC	Waterproof strip
R 67	Connection Accessories	Front cap+End cap+Cable		WW-FLS102F-CW (12mm)	10mm Type R
	Installation Accessories	Installation Buckle+Screws		WW-FLS102JJA-MC	Waterproof strip
RW 67	Connection Accessories	Front cap+End cap+Cable		WW-FLS102F-CW (12mm)	10mm Type RM
	Installation Accessories	Installation Buckle+Screws		WW-FLS102JJA-MC	Waterproof strip

Optional Accessories

IP Level	Category	Description	Picture	Part No.	Density
B 20	Strip to wire Connector	2PIN Strip to wire Connector		WW-FLS102B-FS2(10mm)	≤84LEDs/M
	Strip to wire Connector	2PIN Strip to wire Connector		WW-MLB-00SE2XB-10	≤84LEDs/M
	Strip to wire Connector	2PIN Strip to wire Connector		WW-F2B-PWP2T-10	≤120LEDs/M
	Strip to strip Connector	2PIN Strip to strip Connector		WW-FLS102B-DD2(10MM)	≤84LEDs/M
	Strip to strip Connector	2PIN Strip to strip Connector		FLS102B-2FD2(10mm)	≤84LEDs/M
	Strip to strip Connector	2PIN Strip to strip Connector		WW-MLB-00SE2BB-10	≤84LEDs/M
	Strip to strip Connector	2PIN Strip to strip Connector		WW-F2B-POP2T-10	≤120LEDs/M
	Strip to wire Connector	2PIN Strip to wire Connector		WW-FLS102BPOP-10(10mm)	≤240LEDs/M
	Strip to strip Connector	2PIN Strip to strip Connector		WW-FLS102BPWP-10(10mm)	≤240LEDs/M
S 54	Strip to strip Connector	2PIN Strip to strip Connector		WW-FLS102D-2DD2(10mm)	≤84LEDs/M
	Strip to strip Connector	2PIN Strip to strip Connector		WW-MLB-00DJ2BB-10	≤84LEDs/M
	Strip to wire Connector	2PIN Strip to wire Connector		WW-MLB-00SE2XB-10	≤84LEDs/M
	Strip to strip Connector	2PIN Strip to strip Connector		WW-FLS102D-FD2(10mm)	≤84LEDs/M
F 65	/	/	/	/	/
R 67	Strip to strip Connector	2PIN Strip to strip Connector		WW-F2R-SOP2T-10	≤120LEDs/M
RW 67	Strip to strip Connector	2PIN Strip to strip Connector		WW-F2R-SOP2T-10	≤120LEDs/M

Packaging Diagram













Packaging Information

















Ingress protection rating	Bag size	Inner carton		Outer carton		N.W	G.W	Outer carton volume
		Size	Reel/ctn	Size	Reel/ctn			
B 20	250*270*0.14mm	/	/	440*400 *260mm	50	3.89KG ±10%	7.8 KG ±10%	0.05m³
	9.84*10.63*0.0056 in	/	/	17.32*15.75 *10.24 in	50	8.58 Lbs ±10%	17.2Lbs ±10%	1.62ft³
S 54	250*270*0.14mm	/	/	440*400 *260mm	40	8.59KG ±10%	11.25KG ±10%	0.05m³
	9.84*10.63*0.0056 in	/	/	17.32*15.75 *10.24 in	40	18.94 Lbs ±10%	27.56Lbs ±10%	1.62ft³
F 65	250*270*0.14mm	/	/	440*400 *260mm	40	12.66KG ±10%	15.84KG ±10%	0.05m³
	9.84*10.63*0.0056 in	/	/	17.32*15.75 *10.24 in	40	27.91Lbs ±10%	34.92Lbs ±10%	1.62ft³
R 67	270*300*0.14mm	/	/	520*370*300mm	36	12.69KG ±10%	17.68KG ±10%	0.06m³
	10.63*11.81*0.0056 in	/	/	20.47*14.57*11.81in	36	27.98Lbs ±10%	38.98Lbs ±10%	2.04ft³
RW 67	270*300*0.14mm	/	/	520*370*300mm	36	12.69KG ±10%	17.68KG ±10%	0.06m³
	10.63*11.81*0.0056 in	/	/	20.47*14.57*11.81in	36	27.98Lbs ±10%	38.98Lbs ±10%	2.04ft³


Remarks :


- Please contact our sales account manager for customized package (color box, blister etc.)


 **Cautions**

IP20	IP54	IP65	IP67	IP68
				
Do not press the surface of LED	Pay attention to high temperature environment	Do not use in strong water waves environment	Resist strong water waves impact	Can apply to underwater do not deeper than 1m
				
Pay attention to damp-proof and dustproof	Do not apply to rainy environment	Can be applied to rainy environment	Do not apply to underwater environment for a long time	No direct sunlight

							
Do not tie a knot	Do not winding	Do not twist	Do not cut when it is working	Recommended the continuous working time do not exceed 12 hours daily	-20°C~+45°C (-4°F~+113°F)	0°C~+60°C (32°F~+140°F)	Operated by professionals
							
Pay attention to the application environment	IP Level will change after cutting	Do not pull and crash	Connected to power supply every 5 meters	Power supply must be connected to ground(GND)	The minimum bending diameter > 60mm	Power supply retain > 20%	Note the positive and negative poles

 For cutting LED strip operation, it is necessary to use the standard accessories provided by Dilux (e.g. DC wire, end-cap, front-cap, adhesive, etc.), and according to the correct cutting and connecting method for the installation.

 For avoiding LED get vulcanized, LED strip should be installed in the environment where does not has oil and corrosive substances. Such as these substances which contain Sulphur, Bromine, Iodine and Chlorine. Some other chemical elements which will cause Aromatic hydrocarbons releasing(such as: methylbenzene, xylene, methyl acetoacetate Ethyl acetate etc.),The environment in which includes strong acid and strong base.

 During the warranty period, only defective products are acceptable to be replaced by the factory. Factory is not responsible for other expenses because of replacement, such as transportation fee, installation fee, etc..

**** If you do not follow the above "Cautions" to operate and result in damaging the product, the factory will not accept maintenance and return.**
****The right of final interpretation is owned by Dilux.**