

# Product Specification

## DC Flexible LED Strip

### 3528 6LEDs/unit Series

3528 Top LED 10mm FPC 240LEDs/M

WW-FLS102T35XW240X-24(WCP)(10)-XR



HK Office :

Unit 1901, 19th Floor, NanYang Plaza, No. 57 Hung To Road  
Kwun Tong, Kowloon, Hong Kong

China Factory :

Zhiyang Science and Technology Park, 10 Zhiyang Road, Zhangge,  
Fucheng Street, Longhua District, Shenzhen, Guangdong, China

Tel : (852) 3152 3059 (10 lines)

Fax : (852) 3152 3039






Tel : (86) 755 8601 9190



Fax : (86) 755 8601 9197

<p><b>Product Features</b></p> <ul style="list-style-type: none"> <li>• High quality FPC, authentic 3M tape;</li> <li>• Self-encapsulated design 3528 LED;</li> <li>• Light source lifetime:50K hours(L70);</li> <li>• Min. Bending Diameter: Φ60mm</li> <li>• Max. length(M): 5M</li> <li>• LED SDCM≤6</li> </ul>	
<p><b>Technology info</b></p> <ul style="list-style-type: none"> <li>• Lighting Technology: LED</li> <li>• DLS or NDLS: NDLS</li> <li>• MLS or NMLS: NMLS</li> </ul>	<p><b>Certification Standards</b></p> <ul style="list-style-type: none"> <li>• EN55015:2019</li> <li>• EN61547:2009</li> <li>• EN60598-1:2015</li> <li>• EN60598-2-20:2015</li> <li>• EN62493:2015</li> <li>• EN62471:2008</li> </ul>

<b>Waterproof Type</b>	 <b>B 20</b>	 <b>R 67</b>	 <b>RW 67</b>
	Naked Strip	Silicone Extrusion	Silicone Extrusion
	3 Years Warranty	3 Years Warranty	3 Years Warranty

WW-FLS102T35XW240X-24(WCP)(10)-XR

Parameters

IP Grade	Model NO.	CRI (Ra)	Rf	Rg	Typical Power (W/M)	Max. Power (W/M)	Color	LED Color Temp.(K) Wavelength(nm)*	3SDCM LED Color Temp.(K) Wavelength(nm)**	Typ. Luminous Flux LM/M(39.37in)	Rated voltage	
B 20	WW-FLS102T35XW240B-24(WCP)(10)-HR	80	82	96	16.32	17.95	Warm White	2500K	/	1400	DC 24V	
							Warm White	2700K	2700K	1400		
							Warm White	3000K	3000K	1400		
							Natural White	4000K	4000K	1450		
							Standard White	6000K	/	1450		
B 20	WW-FLS102T35XW240B-24(WCP)(10)-UR	90	90	100	16.32	17.95	Warm White	2700K	2700K	1150	DC 24V	
							Warm White	3000K	3000K	1200		
							Natural White	4000K	4000K	1300		
R 67	WW-FLS102T35XW240R-24(WCP)(10)-HR	80	82	96	16.32	17.95	Warm White	2500K	/	1339	DC 24V	
							Warm White	2700K	2700K	1325		
							Warm White	3000K	3000K	1325		
							Natural White	4000K	4000K	1435		
	R 67	WW-FLS102T35XW240R-24(WCP)(10)-UR	90	90	100	16.32	17.95	Warm White	2700K	2700K	1188	DC 24V
								Warm White	3000K	3000K	1128	
								Natural White	4000K	4000K	1214	
RW 67	WW-FLS102T35XW240R-24(WCP)(10)-HR-W	80	82	96	16.32	17.95	Warm White	2500K	/	1339	DC 24V	
							Warm White	2700K	2700K	1325		
							Warm White	3000K	3000K	1325		
							Natural White	4000K	4000K	1435		
	RW 67	WW-FLS102T35XW240R-24(WCP)(10)-UR-W	90	90	100	16.32	17.95	Warm White	2700K	2700K	1188	DC 24V
								Warm White	3000K	3000K	1128	
								Natural White	4000K	4000K	1214	

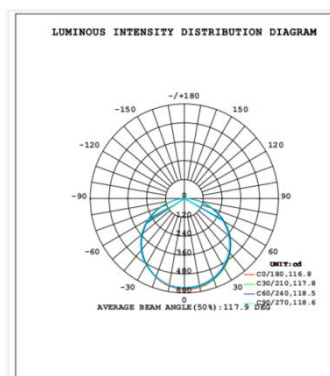
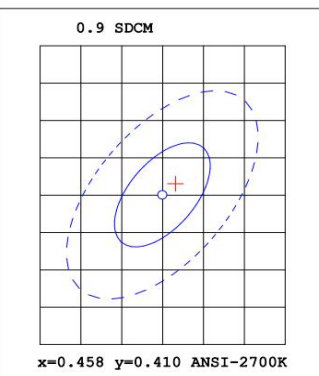
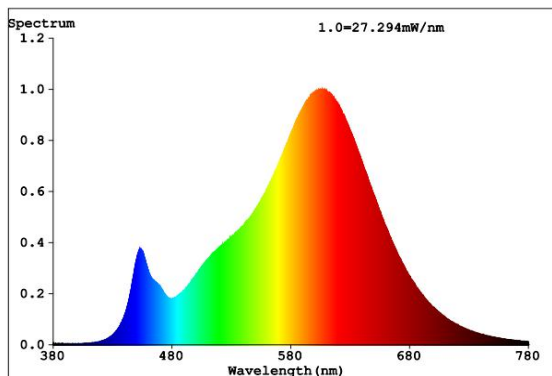
Remarks:

- \*The above color temperature is the color temperature of LED source.
- \*\*Indicates SDCM<3 model is available, part number will add the suffix "-3S".
- The typ. Luminous flux tolerance range is ±20% (subject to the manufacturer's instrument test).

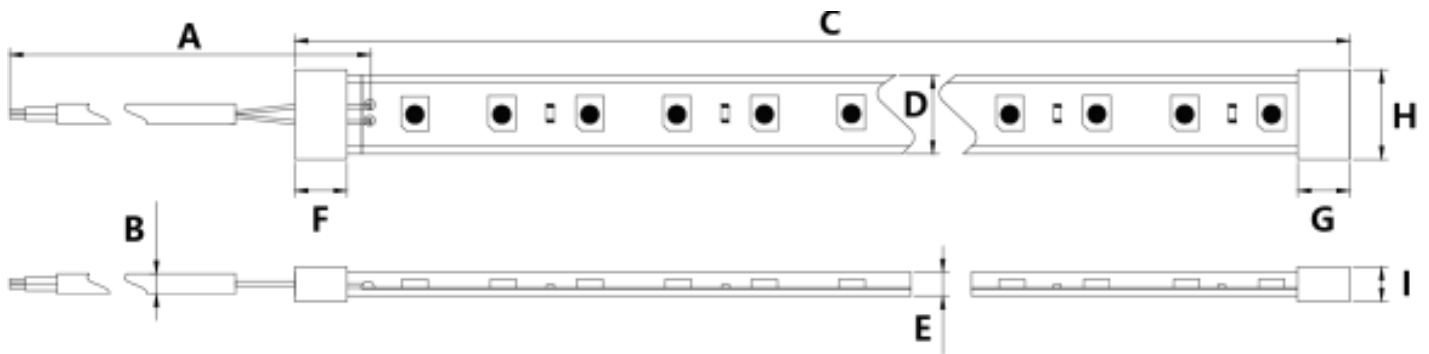
Test condition of above technical data:

- Surrounding temperature: 26°C.
- Test while turning on.

Optical Test Diagram



## Dimension Drawing

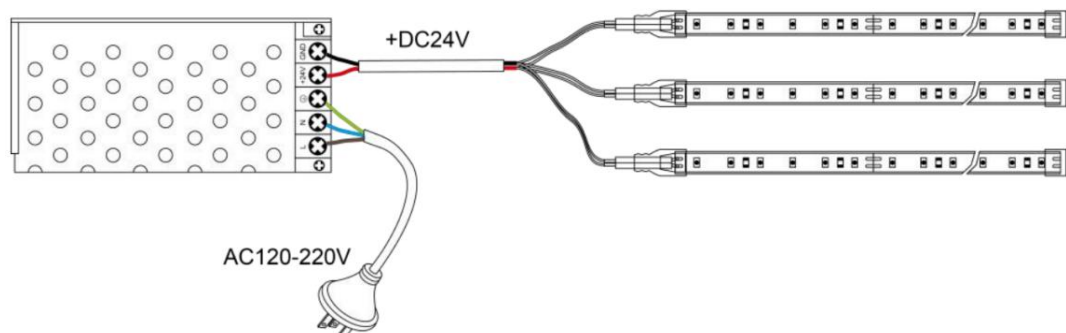


IP Grade	A Cable Length	B cable diameter	C Strip length	D Strip width	E Strip thickness	F Front cap length	G End cap length	H Cap width	I Cap thickness
E 20	300±10mm	Φ4.0±0.2mm	5000±50mm	10±0.5mm	2.1±0.5mm	/	/	/	/
	11.81±0.39in	0.16±0.01in	196.85±1.97in	0.39±0.02in	0.083±0.02in	/	/	/	/
R 67	300±10mm	Φ5.8±0.2mm	5020±50mm	12±0.5mm	5±0.5mm	30±0.5mm	11±0.5mm	14±0.5mm	7.0±0.5mm
	11.81±0.39in	0.23±0.008 in	197.64±1.97in	0.47±0.02in	0.20±0.02in	1.18±0.02in	0.43±0.02in	0.551±0.02in	0.28±0.02in
RW 67	300±10mm	Φ5.8±0.2mm	5020±50mm	12±0.5mm	5±0.5mm	30±0.5mm	11±0.5mm	14±0.5mm	7.0±0.5mm
	11.81±0.39in	0.23±0.008 in	197.64±1.97in	0.47±0.02in	0.20±0.02in	1.18±0.02in	0.43±0.02in	0.551±0.02in	0.28±0.02in





**Remarks:**

- If you need further information, please contact our sales manager.

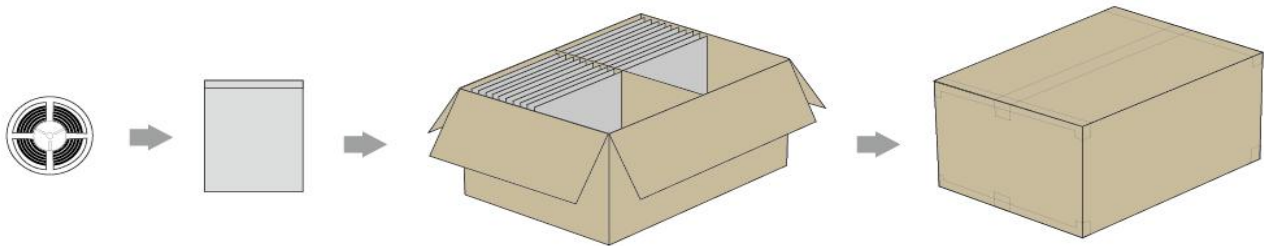
## Circuit Diagram



## Standard Accessories

IP Grade	Category	Description	Picture	Part No.	Application
<b>E 20</b>	/	/	/	/	/
<b>R 67</b>	Connection Accessories	Front cap+End cap+Cable		WW-FLS102F-CW (12mm)	10mm Type R
	Installation Accessories	Installation Buckle+Screws		WW-FLS102JJA-MC	Waterproof strip
<b>RW 67</b>	Connection Accessories	Front cap+End cap+Cable		WW-FLS102F-CW (12mm)	10mm Type RW
	Installation Accessories	Installation Buckle+Screws		WW-FLS102JJA-MC	Waterproof strip

## Packaging Diagram













## Packaging information

















IP Grade	Bag size	Inner carton		Outer carton		N.W	G.W	Outer carton volume
		Size	Reel/ctn	Size	Reel/ctn			
B 20	250*270*0.14mm	/	/	440*400*260mm	50	5.4KG ±10%	9.33 KG ±10%	0.05m³
	9.84*10.63*0.0056 in	/	/	17.32*15.75*10.24 in	50	11.9 Lbs ±10%	20.57Lbs ±10%	1.62ft³
R 67	270*300*0.14mm	/	/	520*370*300mm	36	14.4KG ±10%	17.69KG ±10%	0.06m³
	10.63*11.81*0.0055 in	/	/	20.47*14.57*11.81in	36	31.74Lbs ±10%	39Lbs ±10%	2.04ft³
RW 67	270*300*0.14mm	/	/	520*370*300mm	36	14.4KG ±10%	17.69KG ±10%	0.06m³
	10.63*11.81*0.0055 in	/	/	20.47*14.57*11.81in	36	31.74Lbs ±10%	39Lbs ±10%	2.04ft³


### Remarks :


- Please contact our sales manager for customized package (color box, blister etc.)


 **Cautions**

IP20	IP54	IP65	IP67	IP68
				
Do not press the surface of LED	Pay attention to high temperature environment	Do not use in strong water waves environment	Resist strong water waves impact	Can apply to underwater do not deeper than 1m
				
Pay attention to damp-proof and dustproof	Do not apply to rainy environment	Can be applied to rainy environment	Do not apply to underwater environment for a long time	No direct sunlight

							
Do not tie a knot	Do not winding	Do not twist	Do not cut when it is working	Recommended the continuous working time do not exceed 12 hours daily	-20°C~+45°C (-4°F~+113°F)	0°C~+60°C (32°F~+140°F)	Operated by professionals
							
Pay attention to the application environment	IP Level will change after cutting	Do not pull and crash	Connected to power supply every 5 meters	Power supply must be connected to ground(GND)	The minimum bending diameter > 60mm	Power supply retain > 20%	Note the positive and negative poles

 For cutting LED strip operation, it is necessary to use the standard accessories provided by Dilux (e.g. DC wire, end-cap, front-cap, adhesive, etc.), and according to the correct cutting and connecting method for the installation.

 For avoiding LED get vulcanized, LED strip should be installed in the environment where does not has oil and corrosive substances. Such as these substances which contain Sulphur, Bromine, Iodine and Chlorine. Some other chemical elements which will cause Aromatic hydrocarbons releasing(such as: methylbenzene, xylene, methyl acetoacetate Ethyl acetate etc.),The environment in which includes strong acid and strong base.

 During the warranty period, only defective products are acceptable to be replaced by the factory. Factory is not responsible for other expenses because of replacement, such as transportation fee, installation fee, etc..

**\*\* If you do not follow the above "Cautions" to operate and result in damaging the product, the factory will not accept maintenance and return. \*\*The right of final interpretation is owned by Dilux.**