

Product Specification

DC Flexible LED Strip

3528 6LEDs/unit Series

3528 Top LED 8mm FPC 060LEDs/M

WW-FLS102T35XW060X-24(WCP)-XR



HK Office :

Unit 1901, 19th Floor, NanYang Plaza, No. 57 Hung To Road
Kwun Tong, Kowloon, Hong Kong

China Factory :

Zhiyang Science and Technology Park, 10 Zhiyang Road, Zhangge,
Fucheng Street, Longhua District, Shenzhen, Guangdong, China

Tel : (852) 3152 3059 (10 lines)


Fax : (852) 3152 3039













Tel : (86) 755 8601 9190



Fax : (86) 755 8601 9197

<p>Product Features</p> <ul style="list-style-type: none"> • High quality FPC, authentic 3M tape; • Self-encapsulated design 3528 LED; • Light source lifetime:50K hours(L70); • Min. Bending Diameter: Φ60mm • Max. length(M): 5M • LED SDCM≤6 	
<p>Technology info</p> <ul style="list-style-type: none"> • Lighting Technology: LED • DLS or NDLS: NDLS • MLS or NMLS: NMLS 	<p>Certification Standards</p> <ul style="list-style-type: none"> • EN55015:2019 • EN61547:2009 • EN60598-1:2015 • EN60598-2-20:2015 • EN62493:2015 • EN62471:2008

										
Waterpro of Type	Naked Strip	Silicone Dropping	Silicone Extrusion	Silicone Tube	Silicone Extrusion	Silicone Extrusion	PU Dropping +PVC Extrusin	PVC Extrusion	PU Dropping	Silicone Extrusion
	3 Years Warranty	3 Years Warranty	3 Years Warranty	3 Years Warranty	3 Years Warranty	3 Years Warranty	1 Years Warranty	2 Years Warranty	2 Years Warranty	3 Years Warranty

WW-FLS102T35XW060X-24(WCP)-XR

Parameters

IP Grade	Model NO.	CRI (Ra)	Rf	Rg	Typical Power (W/M)	Max. Power (W/M)	Color	LED Color Temp.(K) Wavelength(nm)*	3SDCM LED Color Temp.(K) Wavelength(nm)**	Typ. Luminous Flux LM/M(39.37in)	Rated voltage
E 20	WW-FLS102T35XW060B-24(WCP)-HR	80	82	96	4.36	4.80	Warm White	2500K	/	365	DC 24V
							Warm White	2700K	2700K	382	
							Warm White	3000K	3000K	382	
							Natural White	4000K	4000K	409	
							Standard White	6000K	/	409	
	WW-FLS102T35XW060B-24(WCP)-UR	90	90	100	4.36	4.80	Warm White	2700K	2700K	285	DC 24V
Warm White	3000K	3000K	300								
Natural White	4000K	4000K	327								
D 54	WW-FLS102T35XW060D-24(WCP)-HR	80	82	96	4.36	4.80	Warm White	2500K	/	350	DC 24V
							Warm White	2700K	2700K	363	
							Warm White	3000K	3000K	348	
							Natural White	4000K	4000K	331	
							Standard White	6000K	/	319	
	WW-FLS102T35XW060D-24(WCP)-UR	90	90	100	4.36	4.80	Warm White	2700K	2700K	274	DC 24V
Warm White	3000K	3000K	288								
Natural White	4000K	4000K	291								
S 54	WW-FLS102T35XW060S-24(WCP)-HR	80	82	96	4.36	4.80	Warm White	2500K	/	343	DC 24V
							Warm White	2700K	2700K	348	
							Warm White	3000K	3000K	348	
							Natural White	4000K	4000K	344	
							Standard White	6000K	/	319	
	WW-FLS102T35XW060S-24(WCP)-UR	90	90	100	4.36	4.80	Warm White	2700K	2700K	265	DC 24V
Warm White	3000K	3000K	273								
Natural White	4000K	4000K	294								
K 54	WW-FLS102T35XW060K-24(WCP)-HR-TT	80	82	96	4.36	4.80	Warm White	2500K	/	347	DC 24V
							Warm White	2700K	2700K	363	
							Warm White	3000K	3000K	363	
							Natural White	4000K	4000K	389	
							Standard White	6000K	/	389	
	WW-FLS102T35XW060K-24(WCP)-UR-TT	90	90	100	4.36	4.80	Warm White	2700K	2700K	274	DC 24V
Warm White	3000K	3000K	288								
Natural White	4000K	4000K	314								
K 65	WW-FLS102T35XW060K-24(WCP)-HR	80	82	96	4.36	4.80	Warm White	2500K	/	347	DC 24V
							Warm White	2700K	2700K	363	
							Warm White	3000K	3000K	363	
							Natural White	4000K	4000K	389	
							Standard White	6000K	/	389	
	WW-FLS102T35XW060K-24(WCP)-UR	90	90	100	4.36	4.80	Warm White	2700K	2700K	274	DC 24V
Warm White	3000K	3000K	288								
Natural White	4000K	4000K	314								
F 65	WW-FLS102T35XW060F-24(WCP)-HR	80	82	96	4.36	4.80	Warm White	2500K	/	350	DC 24V
							Warm White	2700K	2700K	363	
							Warm White	3000K	3000K	359	
							Natural White	4000K	4000K	389	
							Standard White	6000K	/	393	
	WW-FLS102T35XW060F-24(WCP)-UR	90	90	100	4.36	4.80	Warm White	2700K	2700K	274	DC 24V
Warm White	3000K	3000K	285								
Natural White	4000K	4000K	307								

E 67	WW-FLS102T35XW060E-24(WCP)-HR	80	82	96	4.36	4.80	Warm White	2500K	/	321	DC 24V
							Warm White	2700K	2700K	332	
							Warm White	3000K	3000K	332	
							Natural White	4000K	4000K	360	
							Standard White	6000K	/	356	
R 67	WW-FLS102T35XW060E-24(WCP)-UR	90	90	100	4.36	4.80	Warm White	2700K	2700K	239	DC 24V
							Warm White	3000K	3000K	249	
							Natural White	4000K	4000K	275	
R 67	WW-FLS102T35XW060R-24(WCP)-HR	80	82	96	4.36	4.80	Warm White	2500K	/	339	DC 24V
							Warm White	2700K	2700K	351	
							Warm White	3000K	3000K	351	
							Natural White	4000K	4000K	376	
							Standard White	6000K	/	372	
RW 67	WW-FLS102T35XW060R-24(WCP)-UR	90	90	100	4.36	4.80	Warm White	2700K	2700K	282	DC 24V
							Warm White	3000K	3000K	282	
							Natural White	4000K	4000K	301	
RW 67	WW-FLS102T35XW060R-24(WCP)-HR-W	80	82	96	4.36	4.80	Warm White	2500K	/	339	DC 24V
							Warm White	2700K	2700K	351	
							Warm White	3000K	3000K	351	
							Natural White	4000K	4000K	376	
							Standard White	6000K	/	372	
RW 67	WW-FLS102T35XW060R-24(WCP)-UR-W	90	90	100	4.36	4.80	Warm White	2700K	2700K	282	DC 24V
							Warm White	3000K	3000K	282	
							Natural White	4000K	4000K	301	
RM 67	WW-FLS102T35XW060R-24(WCP)-HR-M	80	82	96	4.36	4.80	Warm White	2500K	/	325	DC 24V
							Warm White	2700K	2700K	340	
							Warm White	3000K	3000K	340	
							Natural White	4000K	4000K	364	
							Standard White	6000K	/	364	
RM 67	WW-FLS102T35XW060R-24(WCP)-UR-M	90	90	100	4.36	4.80	Warm White	2700K	2700K	257	DC 24V
							Warm White	3000K	3000K	270	
							Natural White	4000K	4000K	294	
C 68	WW-FLS102T35XW060C-24(WCP)-HR	80	82	96	4.36	4.80	Warm White	2500K	/	321	DC 24V
							Warm White	2700K	2700K	329	
							Warm White	3000K	3000K	321	
							Natural White	4000K	4000K	315	
							Standard White	6000K	/	282	
C 68	WW-FLS102T35XW060C-24(WCP)-UR	90	90	100	4.36	4.80	Warm White	2700K	2700K	251	DC 24V
							Warm White	3000K	3000K	264	
							Natural White	4000K	4000K	265	

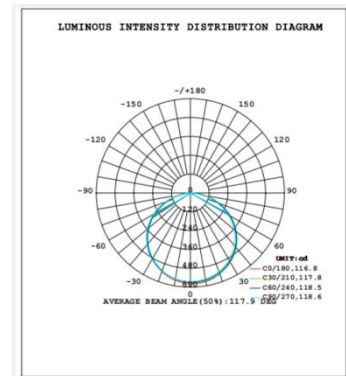
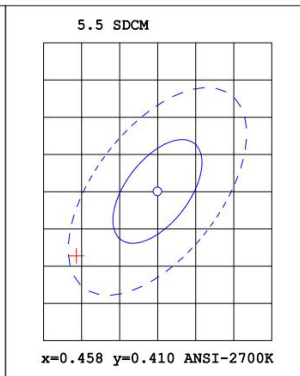
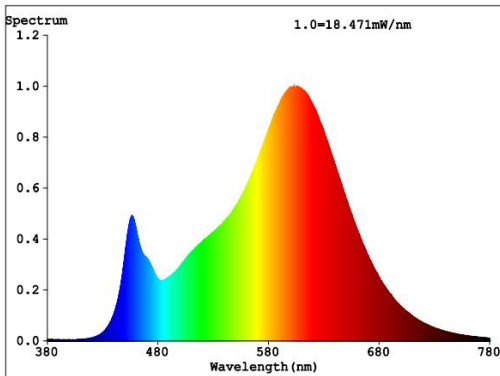
Remarks:

- *The above color temperature is the color temperature of LED source.
- **Indicates SDCM<3 model is available, part number will add the suffix "-3S".
- The typ. Luminous flux tolerance range is $\pm 10\%$ (subject to the manufacturer's instrument test).

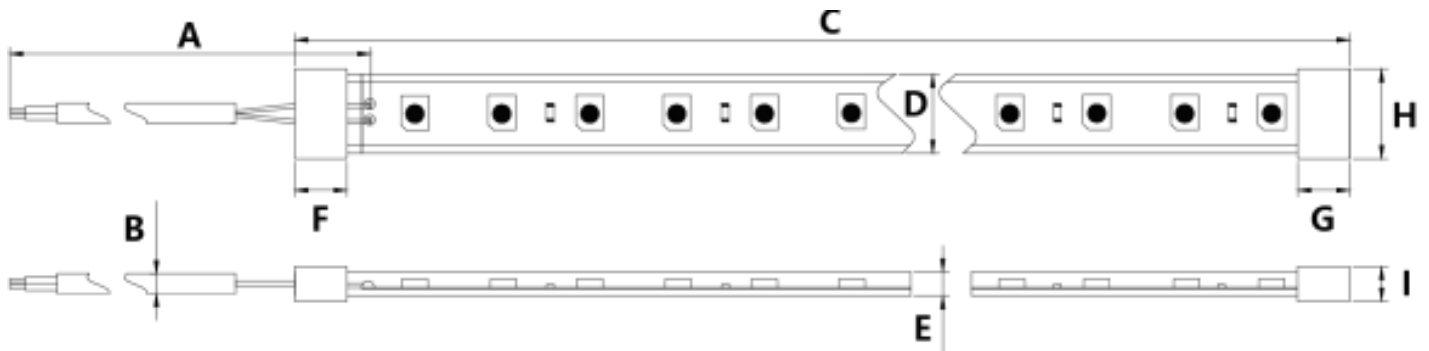
Test condition of above technical data:

- Surrounding temperature: 26°C.
- Test while turning on.

Optical Test Diagram



Dimension Drawing

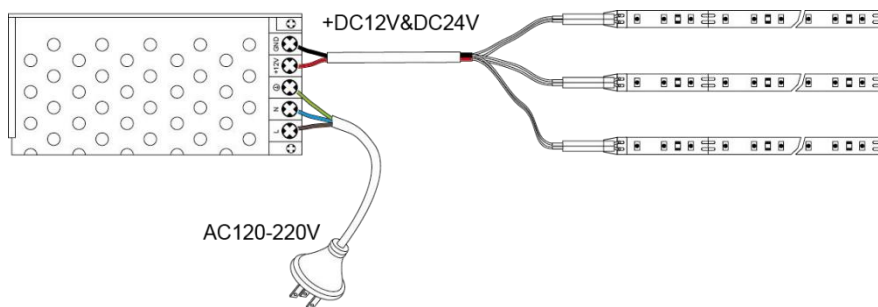


IP Grade	A Cable Length	B cable diameter	C Strip length	D Strip width	E Strip thickness	F Front cap length	G End cap length	H Cap width	I Cap thickness
B 20	300±10mm	Φ4.0±0.2mm	5000±50mm	8±0.5mm	2.1±0.5mm	/	/	/	/
	11.81±0.39in	0.16±0.01in	196.85±1.97in	0.32±0.02in	0.083±0.02in	/	/	/	/
D 54	300±10mm	Φ4.0±0.2mm	5000±50mm	8±0.5mm	2.6±0.5mm	/	/	/	/
	11.81±0.39in	0.16±0.01in	196.85±1.97in	0.32±0.02in	0.102±0.02in	/	/	/	/
S 54	300±10mm	Φ4.0±0.2mm	5000±50mm	8±0.5mm	2.3±0.5mm	/	/	/	/
	11.81±0.39in	0.16±0.01in	196.85±1.97in	0.32±0.02in	0.091±0.02in	/	/	/	/
K 54	300±10mm	Φ4.0±0.2mm	5020±50mm	9.2±0.2mm	4±0.2mm	/	/	/	/
	11.81±0.39in	0.16±0.01in	197.64±1.97in	0.36±0.01in	0.16±0.01in	/	/	/	/
K 65	300±10mm	Φ4.0±0.2mm	5020±50mm	9.2±0.5mm	4±0.2mm	10.5±0.5mm	10.5±0.5mm	11.2±0.5mm	6±0.5mm
	11.81±0.39in	0.16±0.01in	197.64±1.97in	0.36±0.02in	0.16±0.01in	0.41±0.02in	0.41±0.02in	0.44±0.02in	0.34±0.02in
F 65	300±10mm	Φ4.0±0.2mm	5020±50mm	10±0.5mm	4.0±0.5mm	22.5±0.5mm	10±0.5mm	12.5±0.5mm	6.0±0.5mm
	11.81±0.39in	0.16±0.01in	197.64±1.97in	0.39±0.02in	0.16±0.02in	0.89±0.02in	0.39±0.02in	0.49±0.02in	0.24±0.02in
E 67	300±10mm	Φ4.0±0.2mm	5020±50mm	10.5±0.5mm	5.5±0.5mm	27.5±0.5mm	12.5±0.5mm	13.5±0.5mm	7.5±0.5mm
	11.81±0.39in	0.16±0.01in	197.64±1.97in	0.41±0.02in	0.22±0.02in	1.08±0.02in	0.49±0.02in	0.53±0.02in	0.30±0.02in
R 67	300±10mm	Φ5.8±0.2mm	5020±50mm	10±0.5mm	5±0.5mm	30±0.5mm	11±0.5mm	12±0.5mm	7.0±0.5mm
	11.81±0.39in	0.23±0.008 in	197.64±1.97in	0.39±0.02in	0.20±0.02in	1.18±0.02in	0.43±0.02in	0.47±0.02in	0.28±0.02in
RW 67	300±10mm	Φ5.8±0.2mm	5020±50mm	10±0.5mm	5±0.5mm	30±0.5mm	11±0.5mm	12.0±0.5mm	7.0±0.5mm
	11.81±0.39in	0.23±0.008 in	197.64±1.97in	0.39±0.02in	0.20±0.02in	1.18±0.02in	0.43±0.02in	0.47±0.02in	0.28±0.02in
RM 67	300±10mm	Φ5.8±0.2mm	5020±50mm	10±0.5mm	5±0.5mm	30±0.5mm	11±0.5mm	12.0±0.5mm	7.0±0.5mm
	11.81±0.39in	0.23±0.008 in	197.64±1.97in	0.39±0.02in	0.20±0.02in	1.18±0.02in	0.43±0.02in	0.47±0.02in	0.28±0.02in
C 68	300±10mm	Φ4.0±0.2mm	5020±50mm	11.5±0.5mm	4.5±0.5mm	27.5±0.5mm	12.5±0.5mm	13.5±0.5mm	7.5±0.5mm
	11.81±0.39in	0.16±0.008in	197.64±1.97in	0.45±0.02in	0.18±0.02in	1.08±0.02in	0.49±0.02in	0.53±0.02in	0.30±0.02in














Remarks:

- If you need further information, please contact our sales manager.




















Circuit Diagram







Standard Accessories

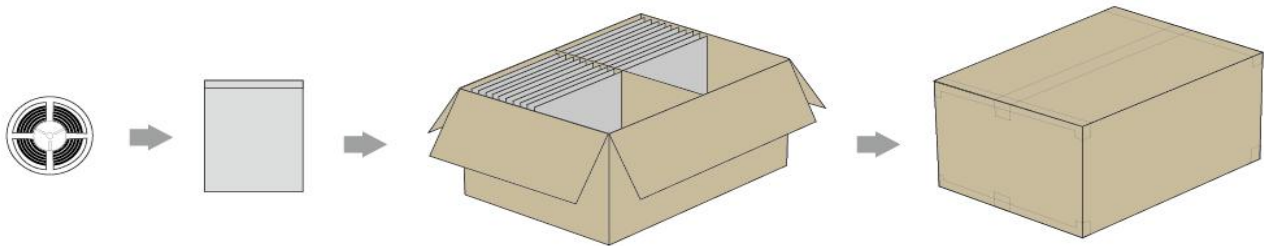
IP Level	Category	Description	Pict ure	Part No.	Application
E 20	/	/	/	/	/
D 54	/	/	/	/	/
S 54	/	/	/	/	/
K 54/65	/	/	/	/	/
	Installation Accessories	Installation Buckle+Screws		WW-FLS102JJA-MC	Waterproof strip
F 65	Connection Accessories	Front cap+End cap+Cable		WW-FLS102F-CW (10mm)	8mm Type F
	Installation Accessories	Installation Buckle+Screws		WW-FLS102JJA-MC	Waterproof strip
E 67	Connection Accessories	Front cap+End cap+Cable		WW-FLS102E-CW (10mm)	8mm Type E
	Installation Accessories	Installation Buckle+Screws		WW-FLS102JJA-MC	Waterproof strip
R 67	Connection Accessories	Front cap+End cap+Cable		WW-FLS102F-CW (10mm)	8mm Type R
	Installation Accessories	Installation Buckle+Screws		WW-FLS102JJA-MC	Waterproof strip
RW 67	Connection Accessories	Front cap+End cap+Cable		WW-FLS102F-CW (10mm)	8mm Type RW
	Installation Accessories	Installation Buckle+Screws		WW-FLS102JJA-MC	Waterproof strip
C 68	Connection Accessories	Front cap+End cap+Cable		WW-FLS102F-CW (10mm)	8mm Type C
	Installation Accessories	Installation Buckle+Screws		WW-FLS102JJA-MC	Waterproof strip
RM 67	Connection Accessories	Front cap+End cap+Cable		WW-FLS102F-CW (10mm)	8mm Type RM
	Installation Accessories	Installation Buckle+Screws		WW-FLS102JJA-MC	Waterproof strip

Optional Accessories

IP Level	Category	Description	Picture	Part No.	Density
E 20	Strip to wire Connector	2PIN Strip to wire Connector		WW-FLS102B-FS2 (8mm)	≤120LEDs/M
	Strip to wire Connector	2PIN Strip to wire Connector		WW-MLB-00SE2XB-08	≤120LEDs/M
	Strip to wire Connector	2PIN Strip to wire Connector		WW-F2B-PWP2T-08	≤120LEDs/M
	Strip to strip Connector	2PIN Strip to strip Connector		WW-FLS102B-DD2(8MM)	≤120LEDs/M
	Strip to strip Connector	2PIN Strip to strip Connector		FLS102B-2FD2(8mm)	≤120LEDs/M
	Strip to strip Connector	2PIN Strip to strip Connector		WW-MLB-00SE2BB-08	≤120LEDs/M
	Strip to strip Connector	2PIN Strip to strip Connector		WW-F2B-POP2T-08	≤120LEDs/M
D 54	Quick Connector	2PIN Connector		WW-FLS102D-2DD2(8MM)	≤120LEDs/M
	Quick Connector	2PIN Transparent Connector		WW-MLB-00DJ2BB-08	≤120LEDs/M
	Strip to wire Connector	2PIN Transparent Strip to wire Connector		WW-MLB-00SE2XB-08	≤120LEDs/M
	Strip to strip Connector	2PIN Strip to strip Connector		WW-FLS102D-FD2(8MM)	≤120LEDs/M
S 54	Quick Connector	2PIN Connector		WW-FLS102D-2DD2(8mm)	≤120LEDs/M
	Quick Connector	2PIN Transparent Connector		WW-MLB-00DJ2BB-08	≤120LEDs/M
	Strip to wire Connector	2PIN Transparent Strip to wire Connector		WW-MLB-00SE2XB-08	≤120LEDs/M
	Strip to strip Connector	2PIN Strip to strip Connector		WW-FLS102D-FD2(8mm)	≤120LEDs/M
K 54/65	Quick Connector	2PIN Transparent Connector		WW-MLB-00DJ2BB-8K	≤120LEDs/M
	Strip to wire Connector	2PIN Transparent Strip to wire Connector		WW-MLB-00DJ2XB-8K	≤120LEDs/M
F 65	/	/	/	/	/
E 67	/	/	/	/	/
R 67	Strip to wire Connector	2PIN Strip to wire Connector		WW-F2R-SW02T-08-300(22)	≤120LEDs/M
	Strip to strip Connector	2PIN Strip to strip Connector		WW-F2R-SOP2T-08	≤120LEDs/M

IP Level	Category	Description	Picture	Part No.	Density
RW 67	Strip to wire Connector	2PIN Strip to wire Connector		WW-F2R-SW02T-08-300(22)	≤120LEDs/M
	Strip to strip Connector	2PIN Strip to strip Connector		WW-F2R-SOP2T-08	≤120LEDs/M
RM 67	Strip to wire Connector	2PIN Strip to wire Connector		WW-F2R-SW02T-08-300(22)	≤120LEDs/M
	Strip to strip Connector	2PIN Strip to strip Connector		WW-F2R-SOP2T-08	≤120LEDs/M
CL 68	/	/	/	/	/

Packaging Diagram













Packaging information

















Ingress protection rating	Bag size	Inner carton		Outer carton		N.W	G.W	Outer carton volume
		Size	Reel/ctn	Size	Reel/ctn			
E 20	250*270*0.14mm	/	/	440*400*260mm	60	4.20KG ±10%	8.53 KG ±10%	0.05m³
	9.84*10.63*0.0056 in	/	/	17.32*15.75*10.24 in	60	9.26 Lbs ±10%	18.81Lbs ±10%	1.62ft³
D 54	250*270*0.14mm	/	/	440*400*260mm	60	8.76KG ±10%	13.33KG ±10%	0.05m³
	9.84*10.63*0.0056 in	/	/	17.32*15.75*10.24 in	60	19.27 Lbs ±10%	29.33Lbs ±10%	1.62ft³
S 54	250*270*0.14mm	/	/	440*400*260mm	50	5.00KG ±10%	10.68KG ±10%	0.05m³
	9.84*10.63*0.0056 in	/	/	17.32*15.75*10.24 in	50	11.00 Lbs ±10%	23.50Lbs ±10%	1.62ft³
K 54/65	250*270*0.14mm	/	/	440*400*260mm	50	6.95KG ±10%	13.30KG ±10%	0.05m³
	9.84*10.63*0.0056 in	/	/	17.32*15.75*10.24 in	50	15.32Lbs ±10%	29.23Lbs ±10%	1.62ft³
F 65	250*270*0.14mm	/	/	440*400*260mm	40	7.25KG ±10%	10.13KG ±10%	0.05m³
	9.84*11.63*0.0056 in	/	/	17.32*15.75*10.24 in	40	15.95Lbs ±10%	22.29Lbs ±10%	1.62ft³
E 67	270*300*0.14mm	/	/	520*370*300mm	36	8.28KG ±10%	13.57KG ±10%	0.06m³
	10.63*11.81*0.0056 in	/	/	20.47*14.57*11.81in	36	18.22Lbs ±10%	29.85Lbs ±10%	2.04ft³
R 67	270*300*0.14mm	/	/	520*370*300mm	36	6.30KG ±10%	11.73KG ±10%	0.06m³
	10.63*11.81*0.0056 in	/	/	20.47*14.57*11.81in	36	13.89 Lbs ±10%	25.86Lbs ±10%	2.04ft³
RW 67	270*300*0.14mm	/	/	520*370*300mm	36	6.94KG ±10%	15.49 KG ±10%	0.06m³
	10.63*11.81*0.0056 in	/	/	20.47*14.57*11.81in	36	15.27 Lbs ±10%	34.15 Lbs ±10%	2.04ft³
RM 67	270*300*0.15mm	/	/	520*370*300mm	36	6.30KG ±10%	11.73KG ±10%	0.06m³
	10.63*11.81*0.0056 in	/	/	20.47*14.57*11.81in	36	13.89 Lbs ±10%	25.86Lbs ±10%	2.04ft³
C 68	270*300*0.14mm	/	/	520*370*300mm	36	11.52KG ±10%	15.73KG ±10%	0.06m³
	10.63*11.81*0.0056 in	/	/	20.47*14.57*11.81in	36	25.34Lbs ±10%	34.61Lbs ±10%	2.04ft³


Remarks :


- Please contact our sales manager for customized package (color box, blister etc.)


 **Cautions**

IP20	IP54	IP65	IP67	IP68
				
Do not press the surface of LED	Pay attention to high temperature environment	Do not use in strong water waves environment	Resist strong water waves impact	Can apply to underwater do not deeper than 1m
				
Pay attention to damp-proof and dustproof	Do not apply to rainy environment	Can be applied to rainy environment	Do not apply to underwater environment for a long time	No direct sunlight

							
Do not tie a knot	Do not winding	Do not twist	Do not cut when it is working	Recommended the continuous working time do not exceed 12 hours daily	-20°C~+45°C (-4°F~+113°F)	0°C~+60°C (32°F~+140°F)	Operated by professionals
							
Pay attention to the application environment	IP Level will change after cutting	Do not pull and crash	Connected to power supply every 5 meters	Power supply must be connected to ground(GND)	The minimum bending diameter > 60mm	Power supply retain > 20%	Note the positive and negative poles

 For cutting LED strip operation, it is necessary to use the standard accessories provided by Dilux (e.g. DC wire, end-cap, front-cap, adhesive, etc.), and according to the correct cutting and connecting method for the installation.

 For avoiding LED get vulcanized, LED strip should be installed in the environment where does not has oil and corrosive substances. Such as these substances which contain Sulphur, Bromine, Iodine and Chlorine. Some other chemical elements which will cause Aromatic hydrocarbons releasing(such as: methylbenzene, xylene, methyl acetoacetate Ethyl acetate etc.),The environment in which includes strong acid and strong base.

 During the warranty period, only defective products are acceptable to be replaced by the factory. Factory is not responsible for other expenses because of replacement, such as transportation fee, installation fee, etc..

**** If you do not follow the above "Cautions" to operate and result in damaging the product, the factory will not accept maintenance and return.**
****The right of final interpretation is owned by Dilux.**