

Product Specification

DC Flexible LED Strip

Multi-Color RGB Series

5050RGB Top LED 10mm FPC 036LEDs/M

WW-FLS103T50FC036X-24(WCP)



HK Office :

Unit 1901, 19th Floor, NanYang Plaza, No. 57 Hung To Road
Kwun Tong, Kowloon, Hong Kong

China Factory :

Zhiyang Science and Technology Park, 10 Zhiyang Road, Zhangge,
Fucheng Street, Longhua District, Shenzhen, Guangdong, China

Tel : (852) 3152 3059 (10 lines)


Fax : (852) 3152 3039











Tel : (86) 755 8601 9190



Fax : (86) 755 8601 9197

<p>Product Features</p> <ul style="list-style-type: none"> • High quality FPC, authentic 3M tape; • Self-encapsulated design 5050 LED; • Light source lifetime:50K hours(L70); • Min. Bending Diameter: Φ60mm • Max. length(M): 5M 	
<p>Technology info</p> <ul style="list-style-type: none"> • Lighting Technology: LED • DLS or NDLS: NDLS • MLS or NMLS: NMLS 	<p>Certification Standards</p> <ul style="list-style-type: none"> • EN55015:2019 • EN61547:2009 • EN60598-1:2015 • EN60598-2-20:2015 • EN62493:2015 • EN62471:2008

Waterproof Type								
	Naked Strip	Silicone Dropping	Silicone Extrusion	Silicone Tube	Silicone Extrusion	Silicone Extrusion	PU Dropping +PVC Extrusion	PVC Extrusion
	3 Years Warranty	3 Years Warranty	3 Years Warranty	3 Years Warranty	3 Years Warranty	3 Years Warranty	1 Years Warranty	2 Years Warranty

WW-FLS103T50FC036X-24(WCP)

Parameters

IP Grade	Model NO.	CRI (Ra)	Rf	Rg	Typical Power (W/M)	Max. Power (W/M)	Color	LED Color Temp.(K) Wavelength(nm)*	3SDCM LED Color Temp.(K) Wavelength(nm)**	Typ. Luminous Flux LM/M(39.37in)	Rated voltage
E 20	WW-FLS103T50FC036B-24(WCP)	/	/	/	7.20	8.64	Red	620-630nm	/	340	DC24V
							Green	515-525nm	/		
							Blue	465-475nm	/		
S 54	WW-FLS103T50FC036S-24(WCP)	/	/	/	7.20	8.64	Red	620-630nm	/	323	DC24V
							Green	515-525nm	/		
							Blue	465-475nm	/		
K 54	WW-FLS103T50FC036K-24(WCP)-TT	/	/	/	7.20	8.64	Red	620-630nm	/	323	DC24V
							Green	515-525nm	/		
							Blue	465-475nm	/		
K 65	WW-FLS103T50FC036K-24(WCP)	/	/	/	7.20	8.64	Red	620-630nm	/	323	DC24V
							Green	515-525nm	/		
							Blue	465-475nm	/		
F 65	WW-FLS103T50FC036F-24(WCP)	/	/	/	7.20	8.64	Red	620-630nm	/	323	DC24V
							Green	515-525nm	/		
							Blue	465-475nm	/		
E 67	WW-FLS103T50FC036E-24(WCP)	/	/	/	7.20	8.64	Red	620-630nm	/	299	DC24V
							Green	515-525nm	/		
							Blue	465-475nm	/		
R 67	WW-FLS103T50FC036R-24(WCP)	/	/	/	7.20	8.64	Red	620-630nm	/	323	DC24V
							Green	515-525nm	/		
							Blue	465-475nm	/		
RW 67	WW-FLS103T50FC036R-24(WCP)-W	/	/	/	7.20	8.64	Red	620-630nm	/	323	DC24V
							Green	515-525nm	/		
							Blue	465-475nm	/		
C 68	WW-FLS103T50FC036C-24(WCP)	/	/	/	7.20	8.64	Red	620-630nm	/	286	DC24V
							Green	515-525nm	/		
							Blue	465-475nm	/		

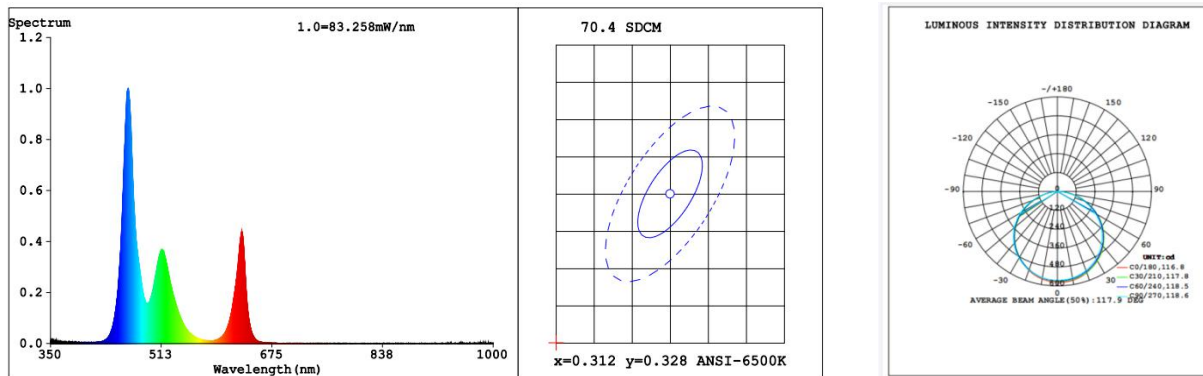
Remarks:

- *The above color temperature is the color temperature of LED source.
- **Indicates SDCM<3 model is available, part number will add the suffix "-3S".
- The typ. Luminous flux tolerance range is ±20% (subject to the manufacturer's instrument test).

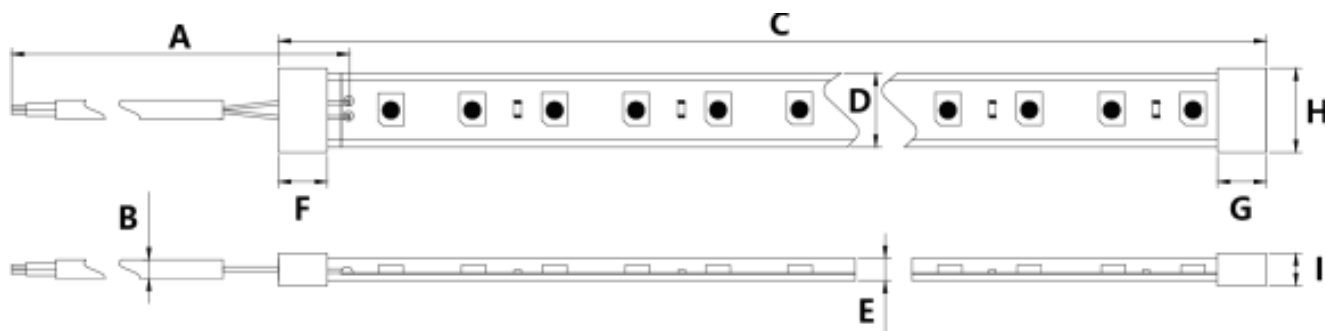
Test condition of above technical data:

- Surrounding temperature: 26°C.
- Test while turning on.

Optical Test Diagram



Dimension Drawing

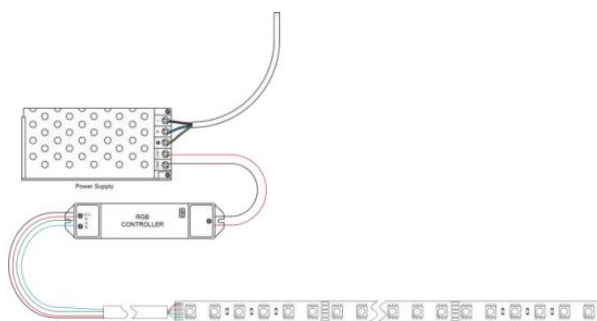


IP Level	A. Power cable length	B. Power cable diameter	C. Strip length	D. Strip width	E. Strip thickness	F. Front cap length	G. End cap length	H. End cap width	I. End cap thickness
E 20	300±10mm	Φ4.0±0.2mm	5000±50mm	10.0±0.5mm	1.8±0.5mm	/	/	/	/
	11.81±0.39in	0.16±0.01in	196.85±1.97in	0.394±0.02in	0.072±0.02in	/	/	/	/
S 54	300±10mm	Φ4.0±0.2mm	5000±50mm	10.0±0.5mm	2.5±0.5mm	/	/	/	/
	11.81±0.39in	0.16±0.01in	196.85±1.97in	0.394±0.02in	0.098±0.02in	/	/	/	/
K 54	300±10mm	Φ4.2±0.2mm	5020±50mm	12±0.5mm	4±0.2mm	/	/	/	/
	11.81±0.39in	0.17±0.01in	197.64±1.97in	0.472±0.02in	0.16±0.01in	/	/	/	/
K 65	300±10mm	Φ4.2±0.2mm	5020±50mm	12±0.5mm	4±0.2mm	14±0.5mm	14±0.5mm	11±0.5mm	6±0.5mm
	11.81±0.39in	0.17±0.01in	197.64±1.97in	0.472±0.02in	0.16±0.01in	0.56±0.02in	0.56±0.02in	0.44±0.02in	0.24±0.02in
F 65	300±10mm	Φ4.0±0.2mm	5020±50mm	12±0.5mm	4.0±0.5mm	23±0.5mm	10±0.5mm	14.5±0.5mm	6.0±0.5mm
	11.81±0.39in	0.16±0.01in	197.64±1.97in	0.473±0.02in	0.16±0.02in	0.92±0.02in	0.39±0.02in	0.58±0.02in	0.24±0.02in
E 67	300±10mm	Φ4.0±0.2mm	5020±50mm	12.25±0.25mm	6.25±0.25mm	28±0.5mm	12.5±0.5mm	15.5±0.5mm	8.5±0.5mm
	11.81±0.39in	0.16±0.01in	197.64±1.97in	0.482±0.009in	0.246±0.009in	1.12±0.02in	0.49±0.02in	0.62±0.02in	0.34±0.02in
R 67	300±10mm	Φ5.8±0.2mm	5020±50mm	12±0.2mm	5±0.5mm	23±0.5mm	10±0.5mm	14.5±0.5mm	6.0±0.5mm
	11.81±0.39in	0.23±0.008 in	197.64±1.97in	0.472±0.008in	0.20±0.02in	0.92±0.02in	0.39±0.02in	0.58±0.02in	0.24±0.02in
RW 67	300±10mm	Φ5.8±0.2mm	5020±50mm	12±0.2mm	5±0.5mm	30±0.5mm	11±0.5mm	12.0±0.5mm	7.0±0.5mm
	11.81±0.39in	0.23±0.008 in	197.64±1.97in	0.472±0.008in	0.20±0.02in	1.18±0.02in	0.43±0.02in	0.47±0.02in	0.28±0.02in
C 68	300±10mm	Φ4.0±0.2mm	5020±50mm	12.5±0.5mm	4.5±0.5mm	27.5±0.5mm	12.5±0.5mm	15.5±0.5mm	7.5±0.5mm
	11.81±0.39in	0.16±0.008in	197.64±1.97in	0.492±0.02in	0.18±0.02in	1.08±0.02in	0.49±0.02in	0.62±0.02in	0.30±0.02in







Remarks:

- If you need further information, please contact our sales manager.









Circuit Diagram



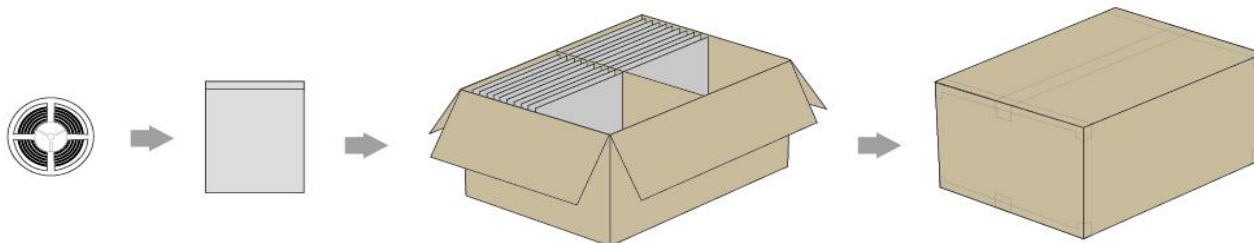
Standard Accessories

IP Level	Category	Description	Picture	Part No.	Application
20	/	/	/	/	/
	/	/	/	/	/
54	/	/	/	/	/
	/	/	/	/	/
K 54/65	/	/	/	/	/
	Installation Accessories	Installation Buckle+Screws		WW-FLS102JJA-MC	Waterproof strip
F 65	/	/	/	/	/
	Installation Accessories	Installation Buckle+Screws		WW-FLS102JJA-MC	Waterproof strip
E 67	/	/	/	/	/
	Installation Accessories	Installation Buckle+Screws		WW-FLS102JJA-MC	Waterproof strip
R 67	/	/	/	/	/
	Installation Accessories	Installation Buckle+Screws		WW-FLS102JJA-MC	Waterproof strip
RW 67	/	/	/	/	/
	Installation Accessories	Installation Buckle+Screws		WW-FLS102JJA-MC	Waterproof strip
C 68	/	/	/	/	/
	Installation Accessories	Installation Buckle+Screws		WW-FLS102JJA-MC	Waterproof strip

Optional Accessories

IP Level	Category	Description	Picture	Part No.	Density
E 20	Strip to Strip	FLS103 RGB fast two terminal connector		WW-FLS103B-FD4 (10mm)	≤84LEDs/M
	Strip to wire Connecto	FLS103 RGB fast single end connector		WW-MLB-00SE4BB-10	≤84LEDs/M
	Strip to Strip	10 mm wide RGB light with connector		WW-FLS103B-2DD4(10MM)	≤84LEDs/M
	Strip to wire Connecto	15cm long and 10 mm wide RGB lamp with single end connecting wire		WW-FLS103B-2FS4(10MM)	≤84LEDs/M
	Strip to Strip	15cm length and 10 mm board width RGB lamp with connecting wires at both ends		WW-FLS103B-2FD4(10MM)	≤84LEDs/M
	Strip to wire Connecto	Lamp belt connector wire board		WW-MLB-00SE4XB-10	≤84LEDs/M
S 54	/	/	/	/	/
K 54/65	/	/	/	/	/
F 65	/	/	/	/	/
E 67	/	/	/	/	/
R 67	Strip to wire Connecto	10 mm board width RGB r light belt connector		WW-F3R-PW04T-10-300(20)	≤120LEDs/M
	Strip to Strip	10 mm board width RGB r light belt connector		WW-F3R-POP4T-10	≤120LEDs/M
RM 67	/	/	/	/	/
C 68	/	/	/	/	/

Packaging Diagram













Packaging information

















IP Grade	Bag size	Inner carton		Outer carton		N.W	G.W	Outer carton volume
		Size	Reel/ctn	Size	Reel/ctn			
E 20	250*270*0.14mm	/	/	440*400 *260mm	50	4.78KG ±10%	8.68KG ±10%	0.04576 m3
	9.84*10.86*0.0056 in	/	/	17.32*15.748 *10.26 in	50	10.52 Lbs ±10%	19.096Lbs ±10%	1.616 ft3
S 54	250*270*0.16mm	/	/	440*400 *260mm	40	9.38KG ±10%	13.78 KG ±10%	0.04576 m3
	9.84*10.63*0.0056 in	/	/	17.32*15.748 *10.236 in	40	20.63 Lbs ±10%	30.61Lbs ±10%	1.616 ft3
K 54/65	250*270*0.14MM	/	/	440*400*260mm	50	7.988KG ±10%	14.337KG ±10%	0.04576m3
	9.84*10.63*0.0056 in	/	/	17.32*15.748*10.236in	50	17.611Lbs ±10%	31.608Lbs ±10%	1.616ft3
E 65	250*270*0.14mm	/	/	440*400 *260mm	40	10.87KG ±10%	13.58KG ±10%	0.04576 m3
	9.84*10.63*0.0056 in	/	/	17.32*15.748 *10.236 in	40	23.914Lbs ±10%	29.876Lbs ±10%	1.616 ft3
E 67	270*300*0.14mm	/	/	520*370 *300mm	36	9.54KG ±10%	12.89KG ±10%	0.05772 m3
	10.63*11.81*0.0056 in	/	/	20.47*14.57 *11.81 in	36	21.026Lbs ±10%	28.409Lbs ±10%	2.038 ft3
R 67	270*300*0.14mm	/	/	520*370 *300mm	36	9.634 KG ±10%	20.908 KG ±10%	0.05772m3
	10.63*11.81*0.0056 in	/	/	20.47*14.56 *11.81 in	36	21.239 Lbs ±10%	46.094 Lbs ±10%	2.03836 ft3
RW 67	270*300*0.14mm	/	/	520*370 *300mm	36	9.634 KG ±10%	20.908 KG ±10%	0.05772m3
	10.63*11.81*0.0056 in	/	/	20.47*14.56 *11.81 in	36	21.239 Lbs ±10%	46.094 Lbs ±10%	2.03836 ft3
E 68	270*300*0.14mm	/	/	520*370*300mm	36	10.08KG ±10%	13.57KG ±10%	0.05772 m3
	10.63*11.81*0.0056 in	/	/	20.47*14.56*11.81 in	36	22.176Lbs ±10%	29.85Lbs ±10%	2.03836ft3


Remarks :


- Please contact our sales manager for customized package (color box, blister etc.)


 **Cautions**

IP20	IP54	IP65	IP67	IP68
				
Do not press the surface of LED	Pay attention to high temperature environment	Do not use in strong water waves environment	Resist strong water waves impact	Can apply to underwater do not deeper than 1m
				
Pay attention to damp-proof and dustproof	Do not apply to rainy environment	Can be applied to rainy environment	Do not apply to underwater environment for a long time	No direct sunlight

							
Do not tie a knot	Do not winding	Do not twist	Do not cut when it is working	Recommended the continuous working time do not exceed 12 hours daily	-20°C~+45°C (-4°F~+113°F)	0°C~+60°C (32°F~+140°F)	Operated by professionals
							
Pay attention to the application environment	IP Level will change after cutting	Do not pull and crash	Connected to power supply every 5 meters	Power supply must be connected to ground(GND)	The minimum bending diameter > 60mm	Power supply retain > 20%	Note the positive and negative poles

 For cutting LED strip operation, it is necessary to use the standard accessories provided by Dilux (e.g. DC wire, end-cap, front-cap, adhesive, etc.), and according to the correct cutting and connecting method for the installation.

 For avoiding LED get vulcanized, LED strip should be installed in the environment where does not has oil and corrosive substances. Such as these substances which contain Sulphur, Bromine, Iodine and Chlorine. Some other chemical elements which will cause Aromatic hydrocarbons releasing(such as: methylbenzene, xylene, methyl acetoacetate Ethyl acetate etc.),The environment in which includes strong acid and strong base.

 During the warranty period, only defective products are acceptable to be replaced by the factory. Factory is not responsible for other expenses because of replacement, such as transportation fee, installation fee, etc..

**** If you do not follow the above "Cautions" to operate and result in damaging the product, the factory will not accept maintenance and return. ****
****The right of final interpretation is owned by Dilux.**