

Product Specification

DC Flexible LED Strip

Ultra Long 2835 Series

2835 Top LED 8mm FPC 140LEDs/M

WW-FLS102T28XW140X-24(WCP)-1000-XR-ME-TR
&
WW-FLS102T28XW140X-24(WCP)-1000-XR-ME-TR-EP



HK Office :

Unit 1901, 19th Floor, NanYang Plaza, No. 57 Hung To Road
Kwun Tong, Kowloon, Hong Kong

China Factory :

Zhiyang Science and Technology Park, 10 Zhiyang Road, Zhangge,
Fucheng Street, Longhua District, Shenzhen, Guangdong, China


Tel : (852) 3152 3059 (10 lines)



Fax : (852) 3152 3039





Tel : (86) 755 8601 9190

Fax : (86) 755 8601 9197

<p>Product Features</p> <ul style="list-style-type: none"> • High quality FPC, authentic 3M tape; • Self-encapsulated design 2835 LED; • Light source lifetime:50K hours(L70); • Meet (EU)2019/2020 ErP regulations. • Min. Bending Diameter: Φ60mm • Max. length(M): 10M 	
<p>Technology info</p> <ul style="list-style-type: none"> • Lighting Technology: LED • DLS or NDLS: NDLS • MLS or NMLS: NMLS 	<p>Certification Standards</p> <ul style="list-style-type: none"> • EN55015:2019 • EN61547:2009 • EN60598-1:2015 • EN60598-2-20:2015 • EN62493:2015 • EN62471:2008

Non-ErP Waterproof Type	 E 20	 R 67
	Naked Strip	Silicone Extrusion
	5 Years Warranty	5 Years Warranty

ErP Waterproof Type	 E 20	 R 67
	Naked Strip	Silicone Extrusion
	5 Years Warranty	5 Years Warranty

WW-FLS102T28XW140X-24(WCP)-1000-XR-ME-TR

Parameters for non-ErP

IP Grade	Model NO.	CRI (Ra)	Rf	Rg	Typical Power (W/M)	Max. Power (W/M)	Color	LED Color Temp.(K) Wavelength(nm)*	3SDCM LED Color Temp.(K) Wavelength(nm)**	Typ. Luminous Flux LM/M(39.37in)	Rated voltage
B 20	WW-FLS102T28XW140B-24(WCP)-1000-HR-ME-TR	80	82	96	12.6	13.86	Warm White	2600-2900K	2650-2770K	1320	DC 24V
							Warm White	2900-3200K	2960-3110K	1400	
							Natural White	3700-4250K	3840-4080K	1460	
							Standard White	5700-6500K	5800-6250K	1430	
	WW-FLS102T28XW140B-24(WCP)-1000-UR-ME-TR	90	90	100	12.6	13.86	Warm White	2600-2900K	2650-2770K	1100	DC 24V
							Warm White	2900-3200K	2960-3110K	1130	
							Natural White	3700-4250K	3840-4080K	1220	
							Standard White	5700-6500K	5800-6250K	1210	
R 67	WW-FLS102T28XW140R-24(WCP)-1000-HR-ME-TR	80	82	96	12.6	13.86	Warm White	2600-2900K	2650-2770K	1300	DC 24V
							Warm White	2900-3200K	2960-3110K	1370	
							Natural White	3700-4250K	3840-4080K	1420	
							Standard White	5700-6500K	5800-6250K	1400	
	WW-FLS102T28XW140R-24(WCP)-1000-UR-ME-TR	90	90	100	12.6	13.86	Warm White	2600-2900K	2650-2770K	1100	DC 24V
							Warm White	2900-3200K	2960-3110K	1110	
							Natural White	3700-4250K	3840-4080K	1200	
							Standard White	5700-6500K	5800-6250K	1220	

Remarks:

- * The above color temperature is the color temperature of LED source.
- ** Indicates SDCM<3 model is available, part number will add the suffix "-3S".
- The typ. Luminous flux tolerance range is ±10% (subject to the manufacturer's instrument test).

Test condition of above technical data:

- Surrounding temperature: 26°C.
- Test while turning on.
- The above technical data, including typical power are based on the test of 0.5m.

WW-FLS102T28XW140X-24(WCP)-1000-XR-ME-TR-EP

Parameters for ErP

IP Grade	Model NO.	CRI (Ra)	Rf	Rg	Typical Power (W/M)	Max. Power (W/M)	Color	LED Color Temp.(K) Wavelength(nm)*	Luminous Flux LM/M(39.37')	Lumen/watt	Energy Efficiency class	Rated voltage
E 20	WW-FLS102T28XW140B-24(WCP)-1000-HR-ME-TR-EP	80	82	96	12.2	13.42	Warm White	2700K	1326	109	F	DC 24V
							Warm White	3000K	1401	115	E	
							Natural White	4000K	1455	119	E	
							Standard White	6000K	1455	119	E	
E 20	WW-FLS102T28XW140B-24(WCP)-1000-UR-ME-TR-EP	90	90	100	12.2	13.42	Warm White	2700K	1121	92	F	DC 24V
							Warm White	3000K	1121	92	F	
							Natural White	4000K	1229	101	F	
							Standard White	6000K	1240	102	F	
R 67	WW-FLS102T28XW140R-24(WCP)-1000-HR-ME-TR-EP	80	82	96	12.2	13.42	Warm White	2700K	1294	106	F	DC 24V
							Warm White	3000K	1380	113	E	
							Natural White	4000K	1434	118	E	
							Standard White	6000K	1401	115	E	
R 67	WW-FLS102T28XW140R-24(WCP)-1000-UR-ME-TR-EP	90	90	100	12.2	13.42	Warm White	2700K	1100	90	F	DC 24V
							Warm White	3000K	1110	91	F	
							Natural White	4000K	1197	98	F	
							Standard White	6000K	1218	100	F	

Remarks:

- *The above color temperature is the color temperature of LED source.

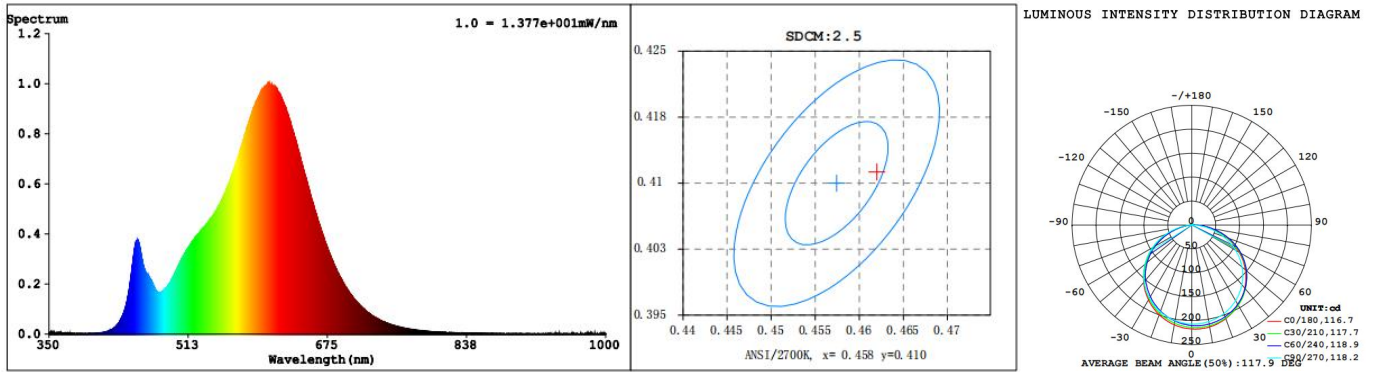
Test condition of above technical data:

- Surrounding temperature: 26 °C.
- Test after 10 mins turned on.

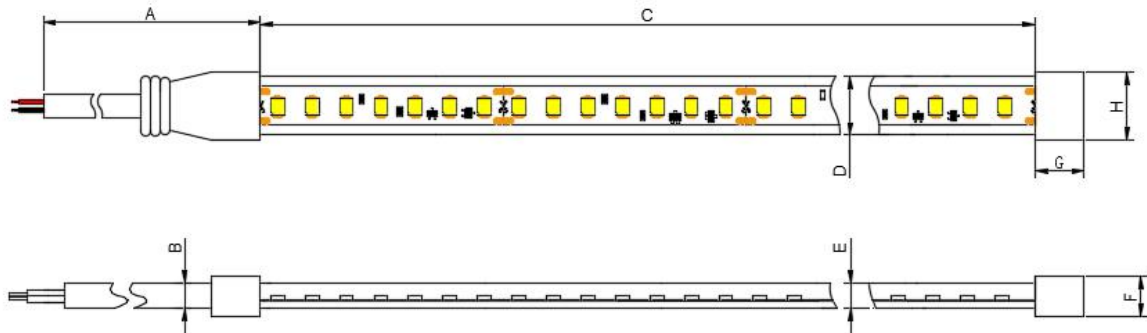
ErP Note:

- According to the new ErP 2019/2020 regulation for each 0.5m or nearest 0.5m strip, the following requirements must be met:
- Measured power ≤ Pon +5% ;
- Measured lumen ≥ Useful luminous flux -10%;
- Measured CRI ≥ Declared CRI-2
- The above technical data, including typical power are based on the test of 0.5m.

Optical Test Diagram



Dimension Drawing




IP Grade	A Cable Length	B cable diameter	C Strip length	D Strip width	E Strip thickness	F Cap thickness	G End cap length	H Cap width
E 20	300±10mm	Φ4.0±0.2mm	5000±50mm	8±0.5mm	1.2±0.5mm	/	/	/
	11.81±0.39in	0.157±0.01in	196.8±1.97in	0.315±0.02in	0.047±0.02in	/	/	/
R 67	300±10mm	Φ6.0±0.2mm	5020±50mm	10±0.5mm	4.5±0.5mm	7±1mm	11±0.5mm	12±0.5mm
	11.81±0.39in	0.236±0.01in	197.6±1.97in	0.394±0.02in	0.177±0.02in	0.276±0.04in	0.433±0.02in	0.472±0.02in



Remarks:

- If you need further information, please contact our sales manager.

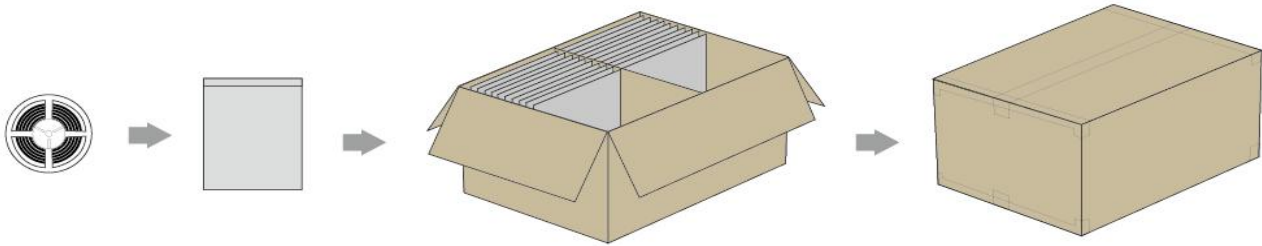
Circuit Diagram



Standard Accessories

IP Grade	Category	Description	Picture	Part No.	Application
B 20	/	/	/	/	/
	/	/	/	/	/
R 67	Connection Accessories	Front cap+End cap+Cable		WW-FLS102F-CW (10mm)	8mm Type R
	Installation Accessories	Installation Buckle+Screws		WW-FLS102JA-MC	Waterproof strip

Packaging Diagram













Packaging Information

















IP Grade	Bag size	Inner carton		Outer carton		N.W	G.W	Outer carton volume
		Size	Reel/ctn	Size	Reel/ctn			
B 20	250*270*0.14mm	/	/	440*400 *260mm	60	8.30 KG ±10%	12.5 KG ±10%	0.046m³
	9.84*10.63*0.0056in	/	/	17.32*15.75 *10.24 in	60	18.30 Lbs ±10%	27.56 Lbs ±10%	1.616ft³
R 67	470*440*0.14mm	/	/	440*400 *260mm	11	6.4 KG ±10%	10.2 KG ±10%	0.046m³
	18.50*17.32*0.0056 in	/	/	17.32*15.75 *10.24 in	11	14.11Lbs ±10%	22.49Lbs ±10%	1.616ft³


Remarks :


- Please contact our sales manager for customized package (color box, blister etc.)


 **Cautions**

IP20	IP54	IP65	IP67	IP68
				
Do not press the surface of LED	Pay attention to high temperature environment	Do not use in strong water waves environment	Resist strong water waves impact	Can apply to underwater do not deeper than 1m
				
Pay attention to damp-proof and dustproof	Do not apply to rainy environment	Can be applied to rainy environment	Do not apply to underwater environment for a long time	No direct sunlight

							
Do not tie a knot	Do not winding	Do not twist	Do not cut when it is working	Recommended the continuous working time do not exceed 12 hours daily	-20°C~+45°C (-4°F~+113°F)	0°C~+60°C (32°F~+140°F)	Operated by professionals
							
Pay attention to the application environment	IP Level will change after cutting	Do not pull and crash	Connected to power supply every 5 meters	Power supply must be connected to ground(GND)	The minimum bending diameter > 60mm	Power supply retain > 20%	Note the positive and negative poles

 For cutting LED strip operation, it is necessary to use the standard accessories provided by Dilux (e.g. DC wire, end-cap, front-cap, adhesive, etc.), and according to the correct cutting and connecting method for the installation.

 For avoiding LED get vulcanized, LED strip should be installed in the environment where does not has oil and corrosive substances. Such as these substances which contain Sulphur, Bromine, Iodine and Chlorine. Some other chemical elements which will cause Aromatic hydrocarbons releasing(such as: methylbenzene, xylene, methyl acetoacetate Ethyl acetate etc.),The environment in which includes strong acid and strong base.

 During the warranty period, only defective products are acceptable to be replaced by the factory. Factory is not responsible for other expenses because of replacement, such as transportation fee, installation fee, etc..

**** If you do not follow the above "Cautions" to operate and result in damaging the product, the factory will not accept maintenance and return.**
****The right of final interpretation is owned by Dilux.**