

Product Specification

Flexible LED Strip AC230V LED HV Strip

SCOB 2025 AC230V 320LEDs/M IP65

HVFLST6XLR-XX-EU-HR(XX)
&
HVFLST6XLR-XX-EU-HR-EP(XX)



HK Office :

Unit 1901, 19th Floor, NanYang Plaza, No. 57 Hung To Road
Kwun Tong, Kowloon, Hong Kong

Tel : (852) 3152 3059 (10 lines)

Fax : (852) 3152 3039


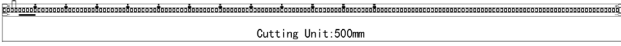



China Factory :


Zhiyang Science and Technology Park, 10 Zhiyang Road, Zhangge,
Fucheng Street, Longhua District, Shenzhen, Guangdong, China

Tel : (86) 755 8601 9190

Fax : (86) 755 8601 9197

<p>Product Features</p> <ul style="list-style-type: none"> • Self-encapsulated design 2025 LED; • Light source lifetime:30K hours(L70); • Meet (EU)2019/2020 ErP regulations. • Min. Bending Diameter: Φ60mm • Max. length(M): 50M 	 
<p>Technology info</p> <ul style="list-style-type: none"> • Lighting Technology: LED • DLS or NDLS: NDLS • MLS or NMLS: MLS 	<p>Certification Standards</p> <ul style="list-style-type: none"> • EN55015:2019+A11 • EN61547:2009 • EN60598-1:2015 • EN60598-2-20:2015 • EN62493:2015 • EN62471:2008

<p>Non-ErP Waterpro of Type</p>	 R 65
	<p>3 Years Warranty</p>

<p>ErP Waterpro of Type</p>	 R 65
	<p>3 Years Warranty</p>

HVFLST6XLR-XX-EU-HR(XX)
Parameters for non-ErP

Model NO.	CRI (Ra)	Rf	Rg	Typical Power (W/M)	Max. Power (W/M)	Color	LED Color Temp.(K) Wavelength(nm)*	Typ. Luminous Flux LM/M(39.37in)	Rated voltage
HVFLST6WLR-05-EU-HR(LH)	80	82	96	10.8	11.88	Warm White	2600-2900K	1020	AC 230V
HVFLST6WLR-05-EU-HR(LH)				10.8	11.88	Warm White	2900-3200K	1070	
HVFLST6NLR-05-EU-HR(LH)				10.8	11.88	Natural White	3700-4250K	1090	
HVFLST6SLR-05-EU-HR(LH)				10.8	11.88	Standard White	5700-6500K	1090	
HVFLST6WLR-10-EU-HR(LH)	80	82	96	10.8	11.88	Warm White	2600-2900K	1020	AC 230V
HVFLST6WLR-10-EU-HR(LH)				10.8	11.88	Warm White	2900-3200K	1070	
HVFLST6NLR-10-EU-HR(LH)				10.8	11.88	Natural White	3700-4250K	1090	
HVFLST6SLR-10-EU-HR(LH)				10.8	11.88	Standard White	5700-6500K	1090	
HVFLST6WLR-20-EU-HR(LH)	80	82	96	10.8	11.88	Warm White	2600-2900K	1020	AC 230V
HVFLST6WLR-20-EU-HR(LH)				10.8	11.88	Warm White	2900-3200K	1070	
HVFLST6NLR-20-EU-HR(LH)				10.8	11.88	Natural White	3700-4250K	1090	
HVFLST6SLR-20-EU-HR(LH)				10.8	11.88	Standard White	5700-6500K	1090	
HVFLST6WLR-25-EU-HR(LH)	80	82	96	10.8	11.88	Warm White	2600-2900K	1020	AC 230V
HVFLST6WLR-25-EU-HR(LH)				10.8	11.88	Warm White	2900-3200K	1070	
HVFLST6NLR-25-EU-HR(LH)				10.8	11.88	Natural White	3700-4250K	1090	
HVFLST6SLR-25-EU-HR(LH)				10.8	11.88	Standard White	5700-6500K	1090	
HVFLST6WLR-50-EU-HR	80	82	96	10.8	11.88	Warm White	2600-2900K	1020	AC 230V
HVFLST6WLR-50-EU-HR				10.8	11.88	Warm White	2900-3200K	1070	
HVFLST6NLR-50-EU-HR				10.8	11.88	Natural White	3700-4250K	1090	
HVFLST6SLR-50-EU-HR				10.8	11.88	Standard White	5700-6500K	1090	

Remarks:

- * The above color temperature is the color temperature of LED source.
- ** Indicates SDCM<3 model is available, part number will add the suffix "-3S".
- The typ. Luminous flux tolerance range is ±10% (subject to the manufacturer's instrument test).

● Test methods of parameter:

Test 1m strip in the integrating sphere under the condition of input DC225V voltage

Test condition of above technical data:

- Surrounding temperature: 26 °C.
- Test after 10 mins turned on.
- The above parameters are data of external power supply

HVFLST6XLR-XX-EU-HR-WP-EP(XX)

Parameters for ErP

Model NO.	CRI (Ra)	Rf	Rg	Typical Power (W/M)	Max. Power (W/M)	Color	LED Color Temp.(K) Wavelength(nm)*	Luminous Flux LM/M(39.37')	Lumen/watt	Energy Efficiency class	Rated voltage
HVFLST6WLR-05-EU-HR-EP(LH)	80	82	96	11	12.1	Warm White	2700K	1030	94	F	AC 230V
HVFLST6WLR-05-EU-HR-EP(LH)						Warm White	3000K	1080	98	F	
HVFLST6NLR-05-EU-HR-EP(LH)						Natural White	4000K	1100	100	F	
HVFLST6SLR-05-EU-HR-EP(LH)						Standard White	6000K	1100	100	F	
HVFLST6WLR-10-EU-HR-EP(LH)	80	82	96	11	12.1	Warm White	2700K	1030	94	F	AC 230V
HVFLST6WLR-10-EU-HR-EP(LH)						Warm White	3000K	1080	98	F	
HVFLST6NLR-10-EU-HR-EP(LH)						Natural White	4000K	1100	100	F	
HVFLST6SLR-10-EU-HR-EP(LH)						Standard White	6000K	1100	100	F	
HVFLST6WLR-20-EU-HR-EP(LH)	80	82	96	11	12.1	Warm White	2700K	1030	94	F	AC 230V
HVFLST6WLR-20-EU-HR-EP(LH)						Warm White	3000K	1080	98	F	
HVFLST6NLR-20-EU-HR-EP(LH)						Natural White	4000K	1100	100	F	
HVFLST6SLR-20-EU-HR-EP(LH)						Standard White	6000K	1100	100	F	
HVFLST6WLR-25-EU-HR-EP(LH)	80	82	96	11	12.1	Warm White	2700K	1030	94	F	AC 230V
HVFLST6WLR-25-EU-HR-EP(LH)						Warm White	3000K	1080	98	F	
HVFLST6NLR-25-EU-HR-EP(LH)						Natural White	4000K	1100	100	F	
HVFLST6SLR-25-EU-HR-EP(LH)						Standard White	6000K	1100	100	F	
HVFLST6WLR-50-EU-HR-EP	80	82	96	11	12.1	Warm White	2700K	1030	94	F	AC 230V
HVFLST6WLR-50-EU-HR-EP						Warm White	3000K	1080	98	F	
HVFLST6NLR-50-EU-HR-EP						Natural White	4000K	1100	100	F	
HVFLST6SLR-50-EU-HR-EP						Standard White	6000K	1100	100	F	

Remarks:

- *The above color temperature is the color temperature of LED source.

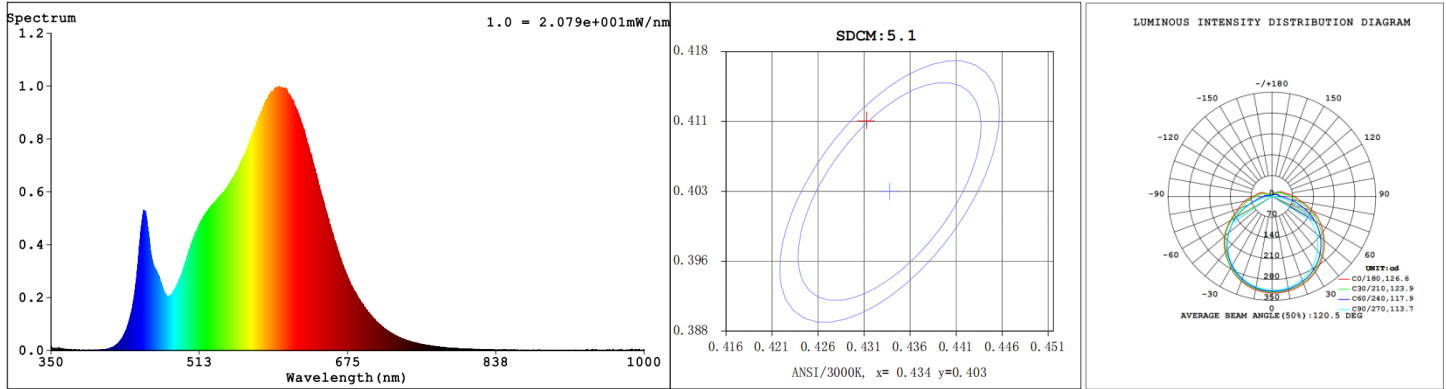
Test condition of above technical data:

- Surrounding temperature: 26 °C.
- Test after 10 mins turned on.
- The above parameters are data of external power supply
- Test methods of parameter:
Test 1m strip in the integrating sphere under the condition of input DC225V voltage

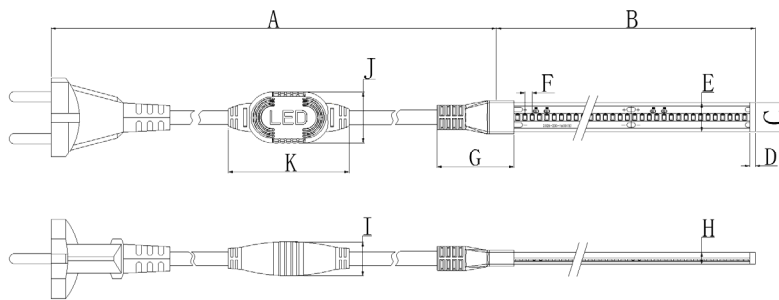
ErP Note:

- According to the new ErP 2019/2020 regulation for each 0.5m or nearest 0.5m strip, the following requirements must be met:
- Measured power \leq Pon +5% ;
- Measured lumen \geq Useful luminous flux -10%;
- Measured CRI \geq Declared CRI-2
- The above technical data, including typical power are based on the test of 0.6m
- Only for industrial application.

Optical Test Diagram







Dimension Drawing



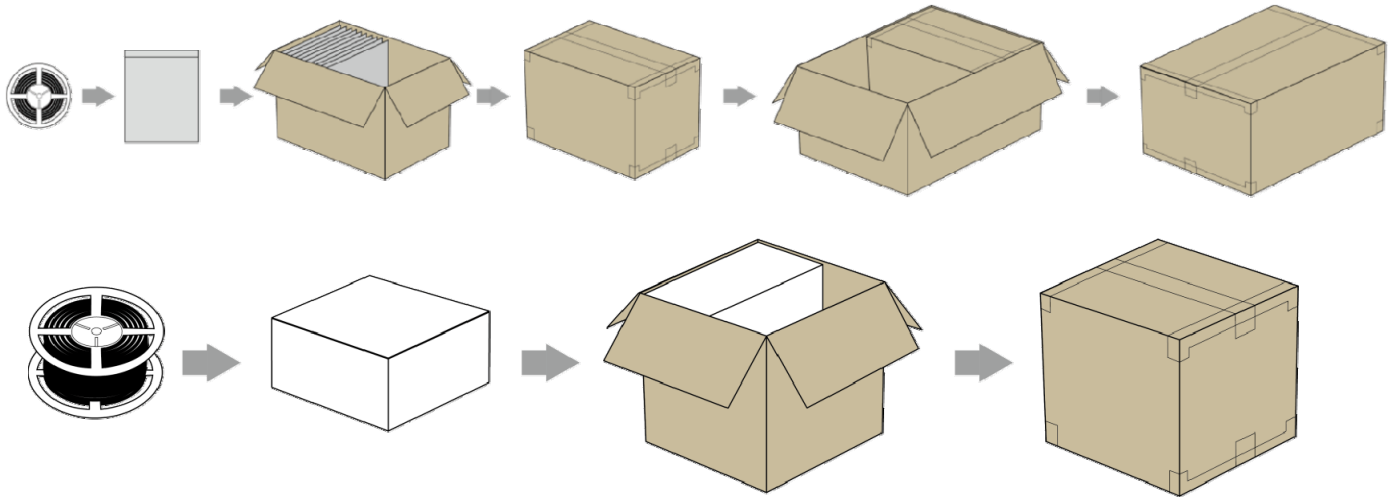
5M											
A	B	C	D	E	F	G	H	I	J	K	
1600±25mm	5000±30mm	13±0.5mm	2±0.5mm	13±0.5mm	3.12±0.2mm	35±1mm	5.4±0.5mm	18±0.5mm	33±0.5mm	79±1mm	
62.99±0.98in	196.85±1.181in	0.511±0.019in	0.078±0.019in	0.511±0.019in	0.123±0.007in	1.377±0.039in	0.212±0.019in	0.708±0.019in	1.29±0.019in	3.11±0.039in	
10M											
A	B	C	D	E	F	G	H	I	J	K	
1600±25mm	10000±50mm	13±0.5mm	2±0.5mm	13±0.5mm	3.12±0.2mm	35±1mm	5.4±0.5mm	18±0.5mm	33±0.5mm	79±1mm	
62.99±0.98in	393.7±1.968in	0.511±0.019in	0.078±0.019in	0.511±0.019in	0.123±0.007in	1.377±0.039in	0.212±0.019in	0.708±0.019in	1.29±0.019in	3.11±0.039in	
20M											
A	B	C	D	E	F	G	H	I	J	K	
1600±25mm	20000±50mm	13±0.5mm	2±0.5mm	13±0.5mm	3.12±0.2mm	35±1mm	5.4±0.5mm	18±0.5mm	33±0.5mm	79±1mm	
62.99±0.98in	787.4±1.968in	0.511±0.019in	0.078±0.019in	0.511±0.019in	0.123±0.007in	1.377±0.039in	0.212±0.019in	0.708±0.019in	1.29±0.019in	3.11±0.039in	
25M											
A	B	C	D	E	F	G	H	I	J	K	
1600±25mm	25000±50mm	13±0.5mm	2±0.5mm	13±0.5mm	3.12±0.2mm	35±1mm	5.4±0.5mm	18±0.5mm	33±0.5mm	79±1mm	
62.99±0.98in	984.2±1.968in	0.511±0.019in	0.078±0.019in	0.511±0.019in	0.123±0.007in	1.377±0.039in	0.212±0.019in	0.708±0.019in	1.29±0.019in	3.11±0.039in	
50M											
A	B	C	D	E	F	G	H	I	J	K	
1600±25mm	50000±50mm	13±0.5mm	2±0.5mm	13±0.5mm	3.12±0.2mm	35±1mm	5.4±0.5mm	24±0.5mm	39±0.5mm	76±1mm	
62.99±0.98in	1968.5±1.968in	0.511±0.019in	0.078±0.019in	0.511±0.019in	0.123±0.007in	1.377±0.039in	0.212±0.019in	0.944±0.019in	1.53±0.019in	2.99±0.039in	

Remarks:
If you need further information, please contact our sales manager.

Optional Accessories

Category	Picture	Part No.	Description
Aluminum profile		WW-AP1509-100	Aluminum Profile: L1000*W15.1*H10.5mm
European accessories		HVFLST6-CW-EU(LH)	EU Power supply set (Front & end cap, power cord)
European accessories		HVFLST6-CW-EU(ZZ)	EU Power supply set (Front & end cap, power cord)
Buckle		WW-FLS102JJA-MC	Fixing clip set (screws)

Packaging Diagram



Packaging Information

Length	Reel size	Inner carton		Outer carton		N.W	G.W	Outer carton volume
		Size	Reel/ctn	Size	Reel/ctn			
5m	220*16mm	350*250*280mm	12	520*370*300mm	24	15.6KG ±10%	27.18KG ±10%	0.0577m ³
	8.66*0.62in	13.77*9.84*11.02in	12	20.47*14.56*11.81in	24	34.37 Lbs ±10%	59.91Lbs ±10%	2.037ft ³
10m	254*45mm	270*255*53mm	1	280*240*283mm	4	4.44KG ±10%	6.69KG ±10%	0.0190m ³
	10.0*1.77in	10.62*10.03*2.08in	1	11.02*9.44*11.14in	4	9.78 Lbs ±10%	14.74Lbs ±10%	0.6708ft ³
20m	330*50mm	345*330*61mm	1	362*265*350mm	4	8.12KG ±10%	10.91KG ±10%	0.0335m ³
	12.99*1.96in	13.58*12.99*2.4in	1	14.25*10.43*13.77in	4	17.89 Lbs ±10%	24.04Lbs ±10%	1.185ft ³
25m	330*50mm	345*330*61mm	1	362*265*350mm	4	9.96KG ±10%	12.75KG ±10%	0.0335m ³
	12.99*1.96in	13.58*12.99*2.4in	1	14.25*10.43*13.77in	4	21.95 Lbs ±10%	28.10Lbs ±10%	1.185ft ³
50m	330*110mm	345*330*122mm	1	362*265*350mm	2	9.58KG ±10%	11.99KG ±10%	0.0335m ³
	12.99*4.33in	13.58*12.99*4.8in	1	14.25*10.43*13.77in	2	21.11 Lbs ±10%	26.42Lbs ±10%	1.185ft ³

Remarks :

- Please contact our sales manager for customized package (color box, blister etc.)

 **Cautions**



Do not pull and crash



Connected to power supply every 50 meters



The minimum bending diameter > 100mm



Please follow the user manual for installation



Operate carefully to avoid electric shock



Power supply retain > 20%



Note the positive and negative poles



Do not press the surface of LED



Only can be used in wet place, do not contact with water directly



No direct sunlight



Do not put plug, bridge rectifier, front and end cap into water



Pay attention to the power and ensure that the power supply wire is not overload



Ensure the output rated voltage operate within ±5%



Twist angle >45°



Operated by professionals



Ensure circuit protector for the electric circuit



The continuous working time do not exceed 12 hours daily



Storage temperature
0°C ~ +60°C
(32°F ~ +140°F)



Operating temperature
-20°C ~ +45°C
(-4°F ~ +113°F)



Relative humidity
40%-70%



Storage life is within 6 months



Defective product photo should be provided for warranty



For avoiding LED get vulcanized, LED strip should be installed in the environment where does not has oil and corrosive substances. Such as these substances which contain Sulphur, Bromine, Iodine and Chlorine. Some other chemical elements which will cause Aromatic hydrocarbons releasing (such as: methylbenzene, xylene, methyl acetoacetate Ethyl acetate etc.). The environment in which includes strong acid and strong base.



During the warranty period, only defective products are acceptable to be replaced by the factory. Factory is not responsible for other expenses because of replacement, such as transportation fee, installation fee, etc..

Factory will not be responsible for warranty if product failure happens because of incorrect installation, incorrect use, man-made damage or irresistible external forces (Earthquake, Typhoon, Tsunami, Tornado, etc.)

** If you do not follow the above "Cautions" to operate and result in damaging the product, the factory will not accept maintenance and return.

**The right of final interpretation is owned by Dilux.