

Product Specification

DC Flexible LED Strip

2835 7LEDs/unit Series

2835 Top LED 10mm FPC 238LEDs/M

WW-FLS102T28XW238X-24(WCP)-XR-ME

&

WW-FLS102T28XW238X-24(WCP)-XR-ME-EP



HK Office :

Unit 1901, 19th Floor, NanYang Plaza, No. 57 Hung To Road
Kwun Tong, Kowloon, Hong Kong

China Factory :

Zhiyang Science and Technology Park, 10 Zhiyang Road, Zhangge,
Fucheng Street, Longhua District, Shenzhen, Guangdong, China

Tel : (852) 3152 3059 (10 lines)






Fax : (852) 3152 3039





Tel : (86) 755 8601 9190

Fax : (86) 755 8601 9197

<p>Product Features</p> <ul style="list-style-type: none"> • High quality FPC, authentic 3M tape; • Self-encapsulated design 2835 LED; • Light source lifetime:50K hours(L70); • Meet (EU)2019/2020 ErP regulations. • Min. Bending Diameter: Φ60mm • Max. length(M): 5M 	
<p>Technology info</p> <ul style="list-style-type: none"> • Lighting Technology: LED • DLS or NDLS: NDLS • MLS or NMLS: NMLS 	<p>Certification Standards</p> <ul style="list-style-type: none"> • EN55015:2019 • EN61547:2009 • EN60598-1:2015 • EN60598-2-20:2015 • EN62493:2015 • EN62471:2008

Non-ErP Waterproof Type	 B 20	 S 54	 RM 67	 R 67	 RW 67
	Naked Strip	Silicone Dropping	Silicone Extrusion	Silicone Extrusion	Silicone Extrusion
	5 Years Warranty	3 Years Warranty	5 Years Warranty	5 Years Warranty	5 Years Warranty

ErP Waterproof Type	 B 20	 R 67
	Naked Strip	Silicone Extrusion
	5 Years Warranty	5 Years Warranty

WW-FLS102T28XW238X-24(WCP)-XR-ME

Parameters for non-Erp

IP Grade	Model NO.	CRI (Ra)	Rf	Rg	Typical Power (W/M)	Max. Power (W/M)	Color	LED Color Temp.(K) Wavelength(nm)*	3SDCM LED Color Temp.(K) Wavelength(nm)**	Typ. Luminous Flux LM/M(39.37in)	Rated voltage
E 20	WW-FLS102T28XW238B-24(WCP)-HR-ME	80	82	96	18.00	19.80	Warm White	2500K	/	2064	DC 24V
							Warm White	2700K	2700K	2064	
							Warm White	3000K	3000K	2246	
							Natural White	4000K	4000K	2328	
							Standard White	6000K	/	2300	
	WW-FLS102T28XW238B-24(WCP)-UR-ME	90	90	100	18.00	19.80	Warm White	2700K	2700K	1732	DC 24V
							Warm White	3000K	3000K	1808	
							Natural White	4000K	4000K	1972	
							Standard White	6000K	/	2000	
							Warm White	2500K	/	1887	
RM 67	WW-FLS102T28XW238R-24(WCP)-HR-M-ME	80	82	96	18.00	19.80	Warm White	2700K	2700K	2020	DC 24V
							Warm White	3000K	3000K	2065	
							Natural White	4000K	4000K	2154	
							Standard White	6000K	/	2154	
							Warm White	2700K	2700K	1620	
	WW-FLS102T28XW238R-24(WCP)-UR-M-ME	90	90	100	18.00	19.80	Warm White	3000K	3000K	1692	DC 24V
							Natural White	4000K	4000K	1872	
							Warm White	2500K	/	1993	
							Warm White	2700K	2700K	2066	
							Warm White	3000K	3000K	2111	
S 54	WW-FLS102T28XW238S-24(WCP)-HR-ME	80	82	96	18.00	19.80	Natural White	4000K	4000K	2033	DC 24V
							Standard White	6000K	/	1888	
							Warm White	2700K	2700K	1674	
							Warm White	3000K	3000K	1711	
							Natural White	4000K	4000K	1872	
	WW-FLS102T28XW238S-24(WCP)-UR-ME	90	90	100	18.00	19.80	Warm White	2700K	2700K	1675	DC 24V
							Warm White	3000K	3000K	1750	
							Natural White	4000K	4000K	1910	
							Standard White	6000K	/	1930	
							Warm White	2500K	/	2000	
R 67	WW-FLS102T28XW238R-24(WCP)-HR-ME	80	82	96	18.00	19.80	Warm White	2700K	2700K	2000	DC 24V
							Warm White	3000K	3000K	2195	
							Natural White	4000K	4000K	2265	
							Standard White	6000K	/	2255	
							Warm White	2700K	2700K	1675	
	WW-FLS102T28XW238R-24(WCP)-UR-ME	90	90	100	18.00	19.80	Warm White	3000K	3000K	1750	DC 24V
							Natural White	4000K	4000K	1910	
							Standard White	6000K	/	1930	
							Warm White	2500K	/	1972	
							Warm White	2700K	2700K	2088	
RW 67	WW-FLS102T28XW238R-24(WCP)-HR-W-ME	80	82	96	18.00	19.80	Warm White	3000K	3000K	2134	DC 24V
							Natural White	4000K	4000K	2226	
							Standard White	6000K	/	2202	
							Warm White	2700K	2700K	1782	
							Warm White	3000K	3000K	1767	
	WW-FLS102T28XW238R-24(WCP)-UR-W-ME	90	90	100	18.00	19.80	Natural White	4000K	4000K	1914	DC 24V

Remarks:

- *The above color temperature is the color temperature of LED source.
- **Indicates SDCM<3 model is available, part number will add the suffix "-3S".
- The typ. Luminous flux tolerance range is ±15% (subject to the manufacturer's instrument test).

Test condition of above technical data:

- Surrounding temperature: 26°C.
- Test while turning on.

WW-FLS102T28XW238B-24(WCP)-XR-ME-EP

Parameters for Erp

IP Grade	Model NO.	CRI (Ra)	Rf	Rg	Typical Power (W/M)	Max. Power (W/M)	Color	LED Color Temp.(K) Wavelength(nm)*	Luminous Flux LM/M(39.37')	Lumen/watt	Energy Efficiency class	Rated voltage
E 20	WW-FLS102T28XW238B-24(WCP)-HR-ME-EP	80	82	96	18.82	20.70	Warm White	2700K	2259	120	E	DC 24V
							Warm White	3000K	2447	130	E	
							Natural White	4000K	2533	135	E	
							Standard White	6000K	2507	133	E	
	WW-FLS102T28XW238B-24(WCP)-UR-ME-EP	90	90	100	18.82	20.70	Warm White	2700K	1917	102	F	DC 24V
							Warm White	3000K	1988	106	F	
							Natural White	4000K	2173	115	E	
							Standard White	6000K	2197	117	E	
R 67	WW-FLS102T28XW238R-24(WCP)-HR-ME-EP	80	82	96	18.82	20.70	Warm White	2700K	2186	116	E	DC 24V
							Warm White	3000K	2369	125	E	
							Natural White	4000K	2456	130	E	
							Standard White	6000K	2434	129	E	
	WW-FLS102T28XW238R-24(WCP)-UR-ME-EP	90	90	100	18.82	20.70	Warm White	2700K	1839	97	F	DC 24V
							Warm White	3000K	1910	101	F	
							Natural White	4000K	2098	111	E	
							Standard White	6000K	2122	112	E	

Remarks:

- *The above color temperature is the color temperature of LED source.
- While SDCM<3 model is available, part number will add the suffix "-3S".

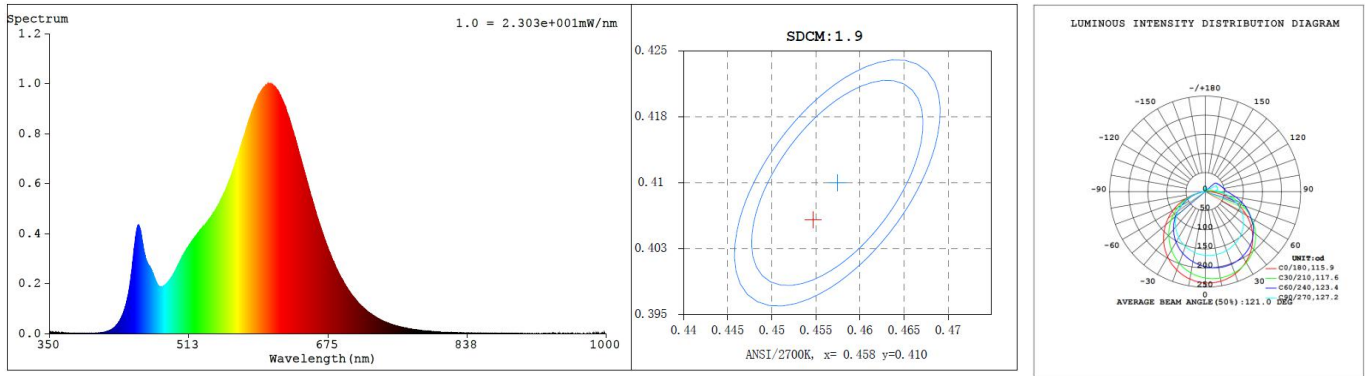
Test condition of above technical data:

- Surrounding temperature: 26 °C.
- Test after 10 mins turned on.

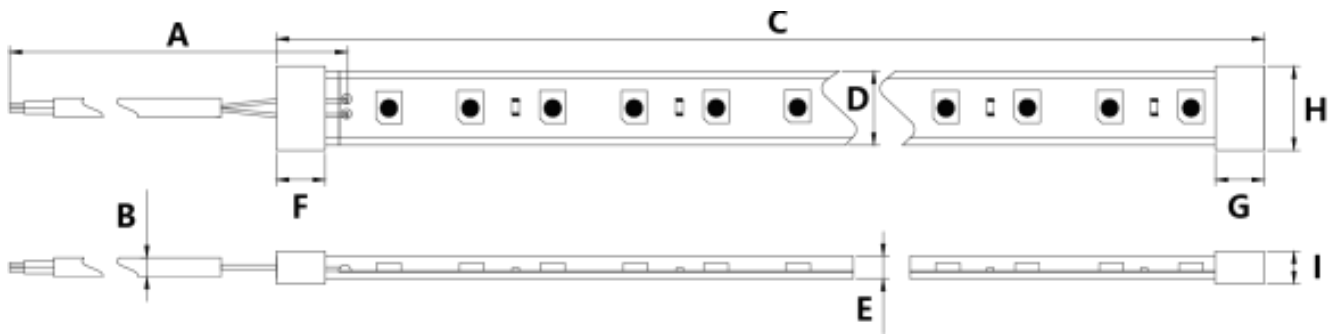
ErP Note:

- According to the new ErP 2019/2020 regulation for each 0.5m or nearest 0.5m strip, the following requirements must be met:
- Measured power ≤ Pon +5% ;
- Measured lumen ≥ Useful luminous flux -10%;
- Measured CRI ≥ Declared CRI-2
- The above technical data, including typical power are based on the test of 0.5m.

Optical Test Diagram



Dimension Drawing

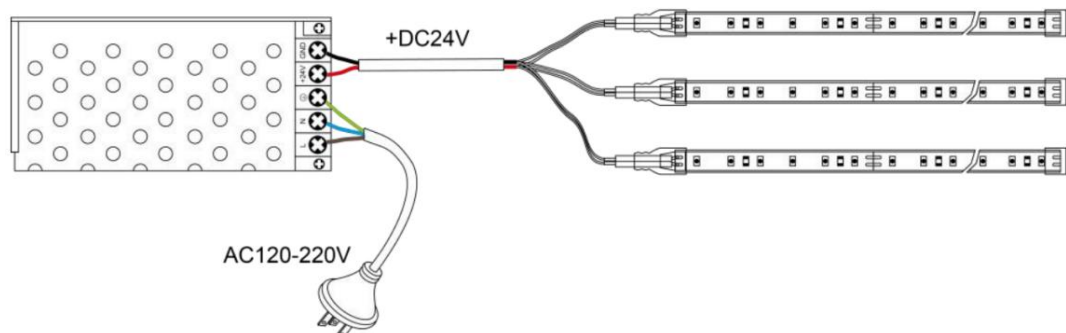


IP Grade	A Cable Length	B cable diameter	C Strip length	D Strip width	E Strip thickness	F Front cap length	G End cap length	H Cap width	I Cap thickness
E 20	300±10mm	Φ4.0±0.2mm	5000±50mm	10±0.5mm	1.2±0.5mm	/	/	/	/
	11.81±0.39in	0.16±0.01in	196.85±1.97in	0.394±0.02in	0.047±0.02in	/	/	/	/
S 54	300±10mm	Φ4.0±0.2mm	5000±50mm	10±0.5mm	2.3±0.5mm	/	/	/	/
	11.81±0.39in	0.16±0.01in	196.85±1.97in	0.394±0.02in	0.091±0.02in	/	/	/	/
R 67	300±10mm	Φ6±0.5mm	5000±50mm	12±0.25mm	5±0.5mm	30±2mm	11±0.5mm	14.0±0.5mm	7.0±0.5mm
	11.81±0.39in	0.236±0.02in	196.85±1.97in	0.47±0.01mm	0.20±0.02in	1.18±0.08in	0.43±0.02in	0.551±0.02in	0.28±0.02in
RW 67	300±10mm	Φ6±0.5mm	5000±50mm	12±0.25mm	5±0.5mm	30±2mm	11±0.5mm	14.0±0.5mm	7.0±0.5mm
	11.81±0.39in	0.236±0.02in	196.85±1.97in	0.47±0.01mm	0.20±0.02in	1.18±0.08in	0.43±0.02in	0.551±0.02in	0.28±0.02in
RM 67	300±10mm	Φ6±0.5mm	5000±50mm	12±0.25mm	5±0.5mm	30±2mm	11±0.5mm	14.0±0.5mm	7.0±0.5mm
	11.81±0.39in	0.236±0.02in	196.85±1.97in	0.47±0.01mm	0.20±0.02in	1.18±0.08in	0.43±0.02in	0.551±0.02in	0.28±0.02in







Remarks:

- If you need further information, please contact our sales manager.

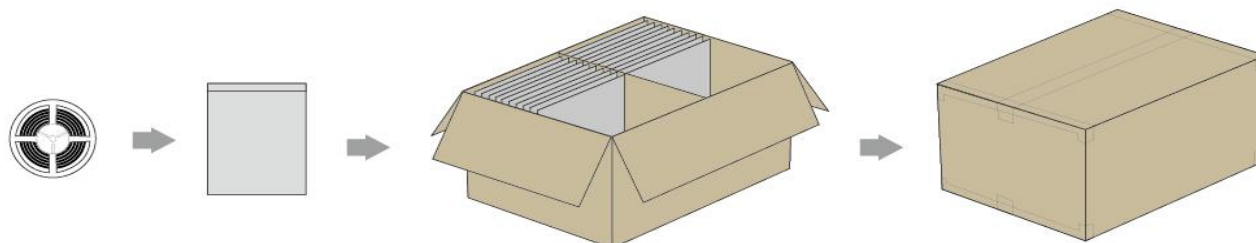
Circuit Diagram



Standard Accessories

IP Grade	Category	Description	Picture	Part No.	Application
E 20	/	/	/	/	/
S 54	/	/	/	/	/
R 67	Connection Accessories	Front cap+End cap+Cable		WW-FLS102F-CW(12mm)	10mm Type R
	Installation Accessories	Installation Buckle+Screws		WW-FLS102JJA-MC	Waterproof strip
RM 67	Connection Accessories	Front cap+End cap+Cable		WW-FLS102F-CW(12mm)	10mm Type RM
	Installation Accessories	Installation Buckle+Screws		WW-FLS102JJA-MC	Waterproof strip
RW 67	Connection Accessories	Front cap+End cap+Cable		WW-FLS102F-CW(12mm)	10mm Type RW
	Installation Accessories	Installation Buckle+Screws		WW-FLS102JJA-MC	Waterproof strip

Packaging Diagram













Packaging information

















IP Grade	Bag size	Inner carton		Outer carton		N.W	G.W	Outer carton volume
		Size	Reel/ctn	Size	Reel/ctn			
B 20	250*270*0.14mm	/	/	440*400*260mm	50	8.6KG±10%	9.923KG±10%	0.05m ³
	9.84*10.63*0.0056 in	/	/	17.32*15.748*10.24in	50	18.96Lbs±10%	21.88Lbs±10%	1.62 ft ³
S 54	250*270*0.14mm	/	/	440*400*260mm	40	8.19KG±10%	13.08KG±10%	0.05m ³
	9.84*10.63*0.0056 in	/	/	17.32*15.75*10.24in	40	18.056Lbs±10%	28.84Lbs±10%	1.62 ft ³
R 67	250*270*0.14mm	/	/	440*400*260mm	36	9.414KG±10%	13.38KG±10%	0.05m ³
	9.84*10.63*0.0056 in	/	/	17.32*15.748*10.24in	36	20.75Lbs±10%	29.5Lbs±10%	1.62 ft ³
RM 67	270*300*0.14mm	/	/	520*370*300mm	36	13.056KG±10%	25.056KG±10%	0.06m ³
	10.63*11.81*0.0056 in	/	/	20.5*14.6*11.81in	36	28.784Lbs±10%	55.239Lbs±10%	2.04ft ³
RW 67	270*300*0.14mm	/	/	520*370*300mm	36	6.30KG±10%	11.73KG±10%	0.06m ³
	10.63*11.81*0.0056 in	/	/	20.47*14.57*11.81in	36	13.89 Lbs±10% 2	25.86Lbs±10%	2.04ft ³


Remarks :


- Please contact our sales manager for customized package (color box, blister etc.)


 **Cautions**

IP20	IP54	IP65	IP67	IP68
				
Do not press the surface of LED	Pay attention to high temperature environment	Do not use in strong water waves environment	Resist strong water waves impact	Can apply to underwater do not deeper than 1m
				
Pay attention to damp-proof and dustproof	Do not apply to rainy environment	Can be applied to rainy environment	Do not apply to underwater environment for a long time	No direct sunlight

							
Do not tie a knot	Do not winding	Do not twist	Do not cut when it is working	Recommended the continuous working time do not exceed 12 hours daily	-20°C~+45°C (-4°F~+113°F)	0°C~+60°C (32°F~+140°F)	Operated by professionals
							
Pay attention to the application environment	IP Level will change after cutting	Do not pull and crash	Connected to power supply every 5 meters	Power supply must be connected to ground(GND)	The minimum bending diameter > 60mm	Power supply retain > 20%	Note the positive and negative poles

 For cutting LED strip operation, it is necessary to use the standard accessories provided by Dilux (e.g. DC wire, end-cap, front-cap, adhesive, etc.), and according to the correct cutting and connecting method for the installation.

 For avoiding LED get vulcanized, LED strip should be installed in the environment where does not has oil and corrosive substances. Such as these substances which contain Sulphur, Bromine, Iodine and Chlorine. Some other chemical elements which will cause Aromatic hydrocarbons releasing(such as: methylbenzene, xylene, methyl acetoacetate Ethyl acetate etc.),The environment in which includes strong acid and strong base.

 During the warranty period, only defective products are acceptable to be replaced by the factory. Factory is not responsible for other expenses because of replacement, such as transportation fee, installation fee, etc..

**** If you do not follow the above "Cautions" to operate and result in damaging the product, the factory will not accept maintenance and return.**
****The right of final interpretation is owned by Dilux.**