

Product Specification

SMD LV Strip

PRO 2835 24V 128 LEDs/M Single color

WW-FLS102T28XW128X-24(WCP)-XR-JK-CV-UE
&
WW-FLS102T28XW128X-24(WCP)-XR-JK-CV-UE-EP

Apply to ERP Regulation (EU) 2019/2020



HK Office :

Unit 1901, 19th Floor, NanYang Plaza, No. 57 Hung To Road
Kwun Tong, Kowloon, Hong Kong

China Factory :

Zhiyang Science and Technology Park, 10 Zhiyang Road, Zhangge,
Fucheng Street, Longhua District, Shenzhen, Guangdong, China

Tel : (852) 3152 3059 (10 lines)


Fax : (852) 3152 3039









Tel : (86) 755 8601 9190



Fax : (86) 755 8601 9197

<p>Product Features</p> <ul style="list-style-type: none"> • High quality FPC, authentic 3M tape; • Self-encapsulated design 2835 LED; • Light source lifetime:50K hours(L70); • Meet (EU)2019/2020 ErP regulations. • Min. Bending Diameter: Φ60mm • Max. length(M): 5M 	
<p>Technology info</p> <ul style="list-style-type: none"> • Lighting Technology: LED • DLS or NDLS: NDLS • MLS or NMLS: NMLS 	<p>Certification Standards</p> <ul style="list-style-type: none"> • EN55015:2013+A1 • EN61547:2009 • EN60598-1:2015 • EN60598-2-20:2015 • EN62493:2015 • EN62471:2008

Non-ErP Waterproof Type	 E 20	 F 65	 R 67
	Naked Strip	Silicone Tube	Silicone Extrusion
	5 Years Warranty	5 Years Warranty	5 Years Warranty

ErP Waterproof Type	 E 20	 F 65	 R 67
	Naked Strip	Silicone Tube	Silicone Extrusion
	5 Years Warranty	5 Years Warranty	5 Years Warranty

WW-FLS102T28XW128X-24(WCP)-XR-JK-CV-UE

Parameters for Non-ERP

IP Grade	Model NO.	CRI (Ra)	Rf	Rg	Typical Power (W/M)	Max. Power (W/M)	Color	LED Color Temp.(K) wavelength(nm)*	3SDCM LED Color Temp.(K) Wavelength(nm)**	Typ. Luminous Flux LM/M(39.37in)	Rated voltage
E 20	WW-FLS102T28XW128B-24(WCP)-HR-JK-CV-UE	80	82	96	8.73	9.6	Warm White	2700K	/	1450	DC 24V
							Warm White	3000K	/	1460	
							Natural White	4000K	/	1520	
							Standard White	6000K	/	1490	
	WW-FLS102T28XW128B-24(WCP)-UR-JK-CV-UE	90	90	100	8.73	9.6	Warm White	2700K	/	1280	DC 24V
							Warm White	3000K	/	1310	
							Natural White	4000K	/	1400	
							Standard White	6000K	/	1380	
F 65	WW-FLS102T28XW128F-24(WCP)-HR-JK-CV-UE	80	82	96	8.73	9.6	Warm White	2700K	/	1390	DC 24V
							Warm White	3000K	/	1400	
							Natural White	4000K	/	1450	
							Standard White	6000K	/	1430	
	WW-FLS102T28XW128F-24(WCP)-UR-JK-CV-UE	90	90	100	8.73	9.6	Warm White	2700K	/	1230	DC 24V
							Warm White	3000K	/	1250	
							Natural White	4000K	/	1340	
							Standard White	6000K	/	1320	
R 67	WW-FLS102T28XW128R-24(WCP)-HR-JK-CV-UE	80	82	96	8.73	9.6	Warm White	2700K	/	1380	DC 24V
							Warm White	3000K	/	1390	
							Natural White	4000K	/	1440	
							Standard White	6000K	/	1410	
	WW-FLS102T28XW128R-24(WCP)-UR-JK-CV-UE	90	90	100	8.73	9.6	Warm White	2700K	/	1210	DC 24V
							Warm White	3000K	/	1240	
							Natural White	4000K	/	1330	
							Standard White	6000K	/	1310	

Remarks:

- * The above color temperature is the color temperature of LED source.
- **Indicates SDCM<3 model is available, part number will add the suffix "-3S".
- The typ. Luminous flux tolerance range is ±10% (subject to the manufacturer's instrument test).

Test condition of above technical data:

- Surrounding temperature: 26°C.
- Test while turning on.

WW-FLS102T28XW128X-24(WCP)-XR-JK-CV-UE-EP

Parameters for ErP

IP Grade	Model NO.	CRI (Ra)	Rf	Rg	Typical Power (W/M)	Max. Power (W/M)	Color	LED Color Temp.(K) Wavelength(nm)*	Luminous Flux LM/M(39.37')	Lumen/watt	Energy Efficiency class	Rated voltage
B 20	WW-FLS102T28XW128B-24(WCP)-HR-JK-CV-UE-EP	80	82	96	9.2	10.12	Warm White	2700K	1574	171	C	DC 24V
							Warm White	3000K	1595	173	C	
							Natural White	4000K	1671	182	C	
	WW-FLS102T28XW128B-24(WCP)-UR-JK-CV-UE-EP	90	90	100	9.2	10.12	Warm White	2700K	1401	152	D	DC 24V
							Warm White	3000K	1434	156	D	
							Natural White	4000K	1509	164	C	
F 65	WW-FLS102T28XW128F-24(WCP)-HR-JK-CV-UE-EP	80	82	96	9.2	10.12	Warm White	2700K	1509	164	C	DC 24V
							Warm White	3000K	1531	166	C	
							Natural White	4000K	1606	175	C	
	WW-FLS102T28XW128F-24(WCP)-UR-JK-CV-UE-EP	90	90	100	9.2	10.12	Warm White	2700K	1348	146	D	DC 24V
							Warm White	3000K	1369	149	D	
							Natural White	4000K	1445	157	D	
R 67	WW-FLS102T28XW128R-24(WCP)-HR-JK-CV-UE-EP	80	82	96	9.2	10.12	Warm White	2700K	1498	163	C	DC 24V
							Warm White	3000K	1509	164	C	
							Natural White	4000K	1585	172	C	
	WW-FLS102T28XW128R-24(WCP)-UR-JK-CV-UE-EP	90	90	100	9.2	10.12	Warm White	2700K	1563	170	C	DC 24V
							Warm White	3000K	1326	144	D	
							Natural White	4000K	1358	148	D	
							Standard White	6000K	1434	156	D	

Remarks:

- *The above color temperature is the color temperature of LED source.
- While SDCM<3 model is available, part number will add the suffix "-3S".

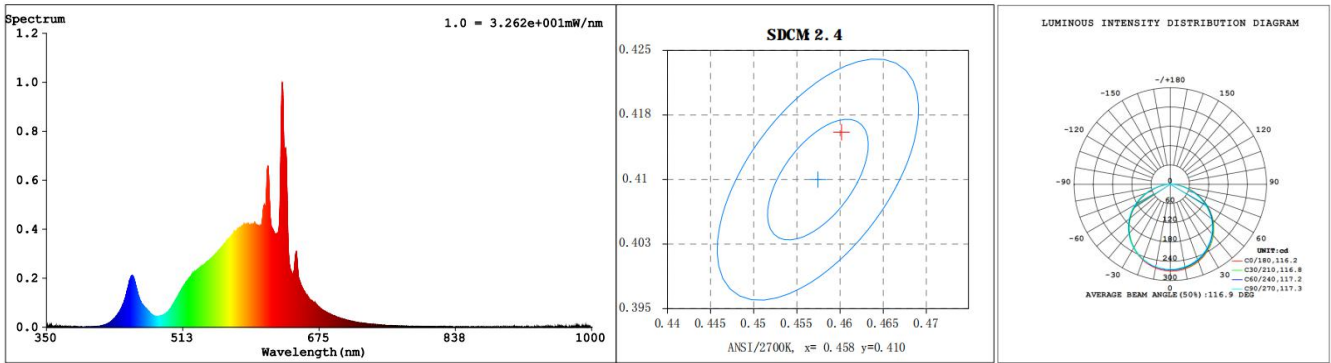
Test condition of above technical data:

- Surrounding temperature: 26 °C.
- Test after 10 mins turned on.

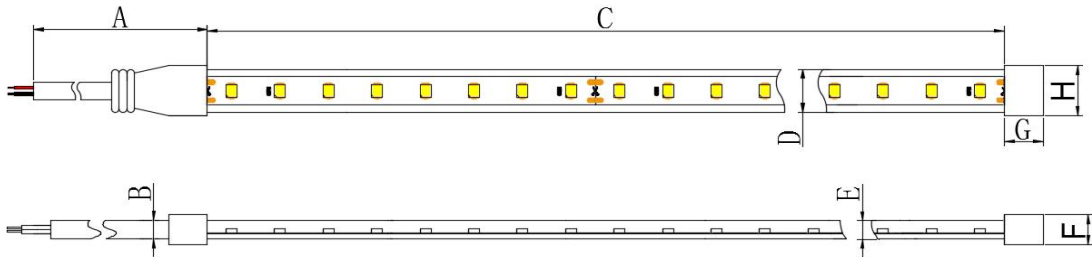
ErP Note:

- According to the new ErP 2019/2020 regulation for each 0.5m or nearest 0.5m strip, the following requirements must be met:
- Measured power ≤ Pon +5% ;
- Measured lumen ≥Useful luminous flux -10%;
- Measured CRI ≥ Declared CRI-2
- The above technical data, including typical power are based on the test of 0.5m.

Optical Test Diagram



Dimension Drawing

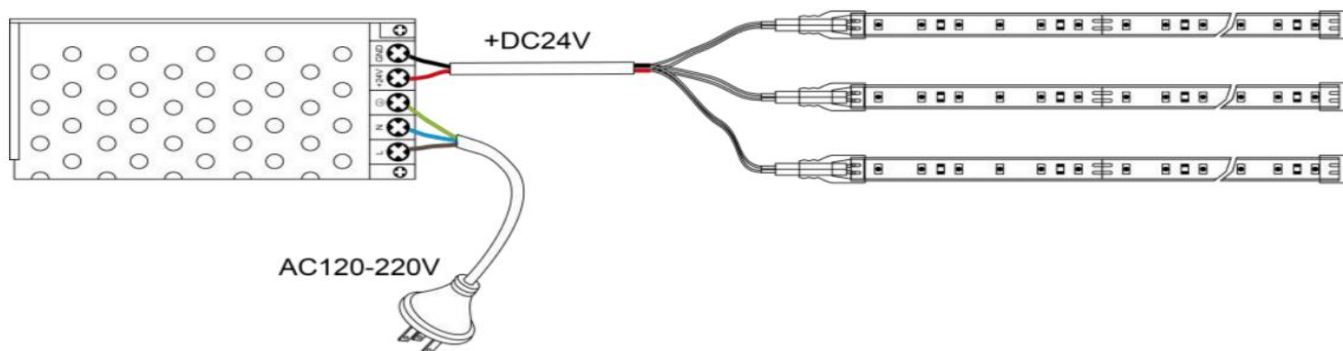


IP Grade	A Cable Length	B cable diameter	C Strip length	D Strip width	E Strip thickness	F Cap thickness	G End cap length	H Cap width
E 20	300±10mm	4±0.2mm	5000±50mm	8±0.5mm	1.2±0.5mm	/	/	/
	11.81±0.39in	0.157±0.008in	196.85±1.97in	0.32±0.02in	0.047±0.02in	/	/	/
F 65	300±10mm	4±0.2mm	5020±50mm	10±0.5mm	4.0±0.5mm	6±1mm	11±1mm	12±1mm
	11.81±0.39in	0.157±0.008in	197.64±1.97in	0.39±0.02in	0.157±0.02in	0.236±0.04in	0.43±0.04in	0.47±0.04in
R 67	315±10mm	6±0.2mm	5020±50mm	10±0.5mm	4.5±0.5mm	7±1mm	11±1mm	12±1mm
	12.4±0.39in	0.236±0.008in	197.64±1.97in	0.39±0.02in	0.177±0.02in	0.276±0.04in	0.43±0.04in	0.47±0.04in

Remarks:

- If you need further information, please contact our sales manager.





Circuit Diagram



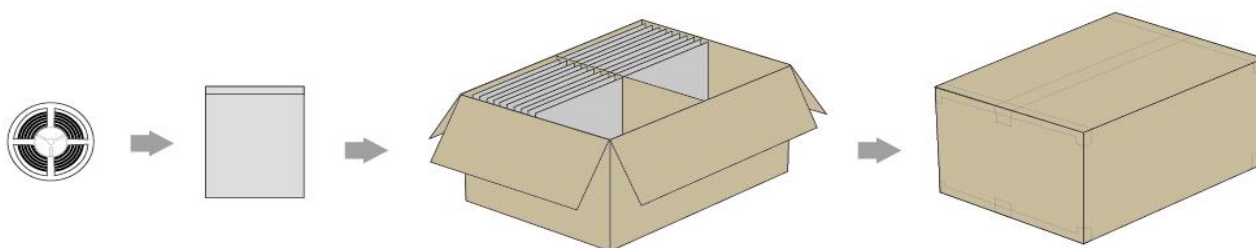
Standard Accessories

IP Grade	Category	Description	Picture	Part No.	Application
E 20	/	/	/	/	/
	/	/	/	/	/
F 65	Connection Accessories	Front cap+End cap+Cable		WW-FLS102F-CW(10mm)	8mm Type F Waterproof strip
	Installation Accessories	Installation Buckle+Screws		WW-FLS102JJA-MC	
R 67	Connection Accessories	Front cap+End cap+Cable		WW-FLS102F-CW(10mm)	8mm Type R Waterproof strip
	Installation Accessories	Installation Buckle+Screws		WW-FLS102JJA-MC	

Optional Accessories

IP Grade	Category	Description	Picture	Part No.	Application
B 20	Strip to strip Connector	2PIN Strip to strip Connector		WW-F2B-POP20-08	/
	Strip to wire Connector	2PIN Strip to wire Connector		WW-F2B-POW20-08	/
R 67	Strip to strip Connector	2PIN Strip to strip Connector		WW-F2R-S0P2T-08	/
	Strip to wire Connector	2PIN Strip to wire Connector		WW-F2R-SW02T-08-300(22)	/

Packaging Diagram













Packaging Information

















IP Grade	Bag size	Inner carton		Outer carton		N.W	G.W	Outer carton volume
		Size	Reel/ctn	Size	Reel/ctn			
B 20	250*270*0.14mm	/	/	440*400 *260mm	60	5.1 KG ±10%	9.1 KG ±10%	0.05m³
	9.84*10.63*0.0056 in	/	/	17.32*15.75 *10.24 in	60	11.24Lbs ±10%	20.06 Lbs ±10%	1.62ft³
F 65	250*270*0.14mm	/	/	440*400 *260mm	40	7.2 KG ±10%	10.5 KG ±10%	0.05m³
	9.84*10.63*0.0056 in	/	/	17.32*15.75 *10.24 in	40	15.87 Lbs ±10%	23.15 Lbs ±10%	1.62ft³
R 67	270*300*0.14mm	/	/	520*370 *300mm	36	9.99 KG ±10%	14.99 KG ±10%	0.06m³
	10.63*11.81*0.0056 in	/	/	20.47*14.57 *11.81 in	36	22.02 Lbs ±10%	33.05 Lbs ±10%	2.04ft³


Remarks :


Please contact our sales manager for customized package (color box, blister etc.)


 **Cautions**

IP20	IP54	IP65	IP67	IP68
				
Do not press the surface of LED	Pay attention to high temperature environment	Do not use in strong water waves environment	Resist strong water waves impact	Can apply to underwater do not deeper than 1m
				
Pay attention to damp-proof and dustproof	Do not apply to rainy environment	Can be applied to rainy environment	Do not apply to underwater environment for a long time	No direct sunlight

							
Do not tie a knot	Do not winding	Do not twist	Do not cut when it is working	Recommended the continuous working time do not exceed 12 hours daily	-20°C~+45°C (-4°F~+113°F)	0°C~+60°C (32°F~+140°F)	Operated by professionals
							
Pay attention to the application environment	IP Level will change after cutting	Do not pull and crash	Connected to power supply every 5 meters	Power supply must be connected to ground(GND)	The minimum bending diameter > 60mm	Power supply retain > 20%	Note the positive and negative poles

 For cutting LED strip operation, it is necessary to use the standard accessories provided by Dilux (e.g. DC wire, end-cap, front-cap, adhesive, etc.), and according to the correct cutting and connecting method for the installation.

 For avoiding LED get vulcanized, LED strip should be installed in the environment where does not has oil and corrosive substances. Such as these substances which contain Sulphur, Bromine, Iodine and Chlorine. Some other chemical elements which will cause Aromatic hydrocarbons releasing(such as: methylbenzene, xylene, methyl acetoacetate Ethyl acetate etc.).The environment in which includes strong acid and strong base.

 During the warranty period, only defective products are acceptable to be replaced by the factory. Factory is not responsible for other expenses because of replacement, such as transportation fee, installation fee, etc..

**** If you do not follow the above "Cautions" to operate and result in damaging the product, the factory will not accept maintenance and return. **The right of final interpretation is owned by Dilux.**