

Product Specification

SMD LV Strip

PRO 2835 24V 210LEDs/M

Single color

WW-FLS102T29XW210B-24(WCP)(10)-HR-M-ME
&
WW-FLS102T29XW210B-24(WCP)(10)-HR-M-ME-EP

Apply to ERP Regulation (EU) 2019/2020



HK Office :

Unit 1901, 19th Floor, NanYang Plaza, No. 57 Hung To Road
Kwun Tong, Kowloon, Hong Kong

China Factory :

Zhiyang Science and Technology Park, 10 Zhiyang Road, Zhangge,
Fucheng Street, Longhua District, Shenzhen, Guangdong, China

Tel : (852) 3152 3059 (10 lines)


Fax : (852) 3152 3039







Tel : (86) 755 8601 9190



Fax : (86) 755 8601 9197

| | |
|--|---|
| <p>Product Features</p> <ul style="list-style-type: none"> • High quality FPC, High thermal conductivity double-sided adhesive. • Self-encapsulated design 2835 LED; • Light source lifetime:50K hours(L70); • Meet (EU)2019/2020 ErP regulations. • Min. Bending Diameter: Φ60mm • Max. length(M):5M • High LED density, High Lumen output. |  |
| <p>Technology info</p> <ul style="list-style-type: none"> • Lighting Technology: LED • DLS or NDLS: NDLS • MLS or NMLS: NMLS | <p>Certification Standards</p> <ul style="list-style-type: none"> • EN55015:2019 • EN61547:2009 • EN60598-1:2015 • EN60598-2-20:2015 • EN62493:2015 • EN62471:2008 |

| | |
|---|--|
| <p>Non-ErP Waterproof Type</p> |   |
| | Naked Strip |
| | 5 Years Warranty |

| | |
|---|--|
| <p>ErP Waterproof Type</p> |   |
| | Naked Strip |
| | 5 Years Warranty |

WW-FLS102T29XW210B-24(WCP)(10)-HR-M-ME

Parameters for non-Erp

| IP Grade | Model NO. | CRI (Ra) | Rf | Rg | Typical Power (W/M) | Max. Power (W/M) | Color | LED Color Temp.(K) Wavelength(nm)* | 3SDCM LED Color Temp.(K) Wavelength(nm)** | Typ. Luminous Flux LM/M(39.37in) | Rated voltage |
|----------|--|----------|----|----|---------------------|------------------|----------------|------------------------------------|---|----------------------------------|---------------|
| E 20 | WW-FLS102T29XW210B-24(WCP)(10)-HR-M-ME | 80 | 82 | 96 | 27 | 29.7 | Warm White | 2600-2900K | / | 3410 | DC 24V |
| | | | | | | | Warm White | 2900-3200K | / | 3500 | |
| | | | | | | | Natural White | 3700-4250K | / | 3730 | |
| | | | | | | | Standard White | 5700-6500K | / | 3680 | |

Remarks:

- *The above color temperature is the color temperature of LED source.
- **Indicates SDCM<3 model is available, part number will add the suffix "-3S".
- The typ. Luminous flux tolerance range is ±15% (subject to the manufacturer's instrument test).

Test condition of above technical data:

- Surrounding temperature: 26°C.
- Test while turning on.
- This series of products must be equipped with aluminum profiles when in use, and the surface area of the heat sink is required to be >1680cm²/m.

WW-FLS102T29XW210B-24(WCP)(10)-HR-M-ME-EP

Parameters for Erp

| IP Grade | Model NO. | CRI (Ra) | Rf | Rg | Typical Power (W/M) | Max. Power (W/M) | Color | LED Color Temp.(K) Wavelength(nm)* | Luminous Flux LM/M(39.37') | Lumen/watt | Energy Efficiency class | Rated voltage |
|----------|---|----------|----|----|---------------------|------------------|----------------|------------------------------------|----------------------------|------------|-------------------------|---------------|
| E 20 | WW-FLS102T29XW210B-24(WCP)(10)-HR-M-ME-EP | 80 | 82 | 96 | 28 | 30.8 | Warm White | 2700K | 3698 | 132 | E | DC 24V |
| | | | | | | | Warm White | 3000K | 3795 | 136 | D | |
| | | | | | | | Natural White | 4000K | 4032 | 144 | D | |
| | | | | | | | Standard White | 6000K | 3978 | 142 | D | |

Remarks:

- *The above color temperature is the color temperature of LED source.
- While SDCM<3 model is available, part number will add the suffix "-3S".

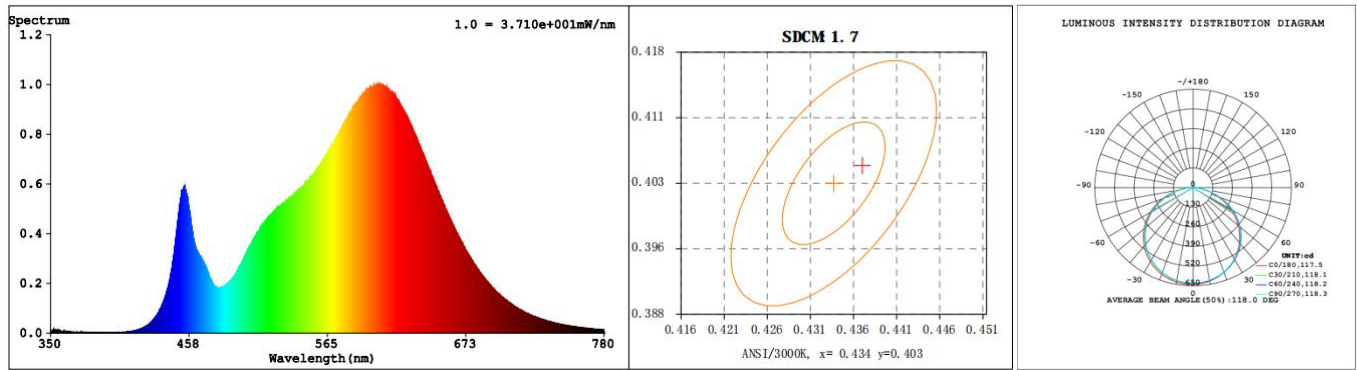
Test condition of above technical data:

- Surrounding temperature: 26 °C.
- Test after 15 mins turned on.
- This series of products must be equipped with aluminum profiles when in use, and the surface area of the heat sink is required to be >1680cm²/m.

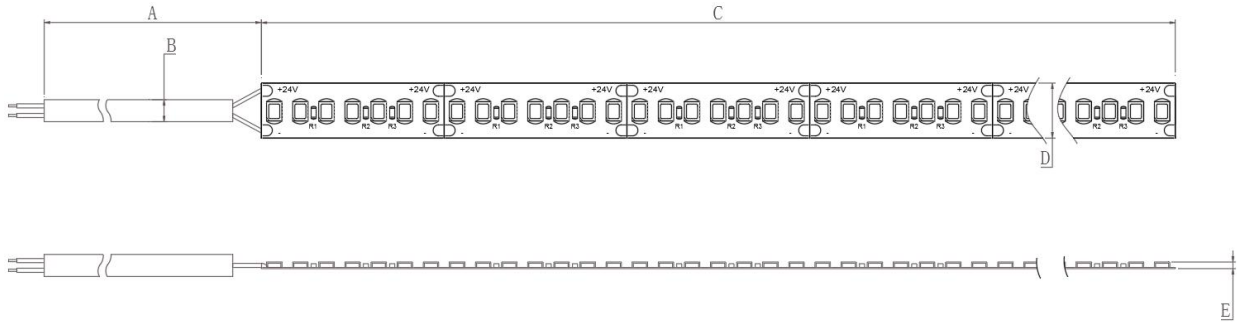
ErP Note:

- According to the new ErP 2019/2020 regulation for each 0.5m or nearest 0.5m strip, the following requirements must be met:
- Measured power ≤ Pon +5% ;
- Measured lumen ≥Useful luminous flux -10%;
- Measured CRI ≥ Declared CRI-2
- The above technical data, including typical power are based on the test of 0.5m.

Optical Test Diagram



Dimension Drawing

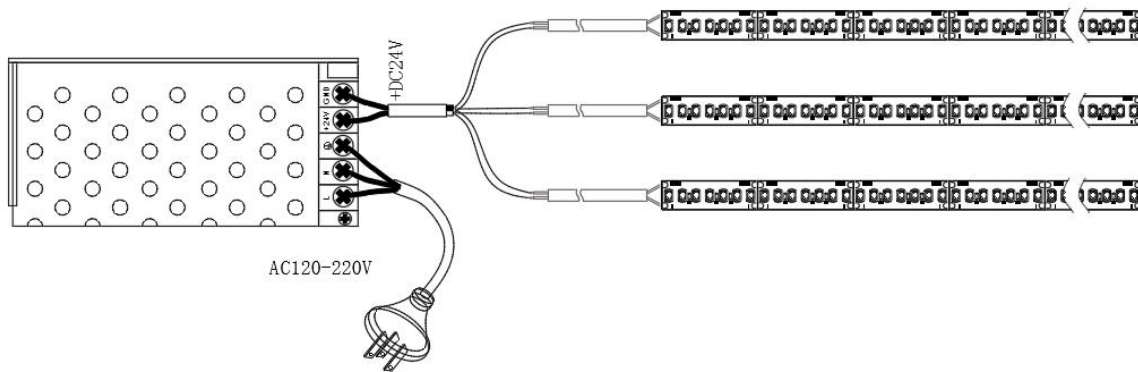


| IP Grade | A | B | C | D | E | F | G | H | I |
|----------|--------------|----------------|--------------|-------------|-----------------|------------------|----------------|-----------|---------------|
| | Cable Length | cable diameter | Strip length | Strip width | Strip thickness | Front cap length | End cap length | Cap width | Cap thickness |
| IP20 | 300±10mm | Φ6.0±0.2mm | 5000±50mm | 10±0.5mm | 1.2±0.5mm | / | / | / | / |
| | 11.81±0.39in | 0.236±0.01in | 196.8±1.97in | 0.39±0.02in | 0.047±0.02in | / | / | / | / |












Remarks:

- If you need further information, please contact our sales manager.

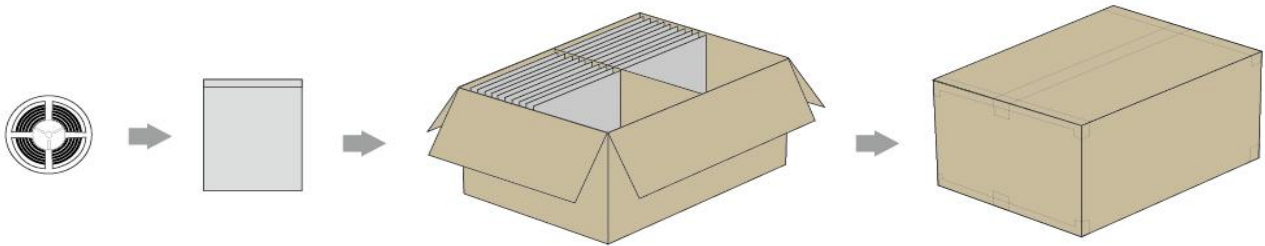
Circuit Diagram



Optional Accessories

| IP Grade | Category | Description | Picture | Part No. | Application |
|-------------|-----------------------------------|--|--|--------------------------|-------------|
| B 20 | Strip to wire Connector | 2PIN Strip to wire Connector |  | WW-FLS102BPWP-10(10MM) | ≤240灯/M |
| | Strip to strip Connector | 2PIN Strip to strip Connector |  | WW-FLS102BPOP-10(10MM) | ≤240灯/M |
| | Strip to Strip Connector | 2PIN Strip to Strip Connector |  | WW-F2B-POP2T-10(COB) | COB |
| | Strip to Wire Connector | 2PIN Strip to Wire Connector |  | WW-F2B-OWP2T-10(COB) | COB |
| | Strip to Wire Connector | 2PIN Strip to Wire Connector |  | WW-F2B-PWP2T-10(COB) | COB |
| | Strip to Strip Connector | 2PIN Strip to Strip Connector |  | WW-FLS102B-3DD2(10MM) | COB |
| | Strip to Wire Connector | 2PIN Strip to Wire Connector |  | WW-FLS102B-3FS2(10MM) | COB |
| | L-shape Strip to strip Connector | 2PIN L-shape Strip to strip Connector |  | WW-FLS102B-3DD2G-L(10MM) | COB |
| | T-shape Strip to wire Connector | 2PIN T-shape Strip to wire Connector |  | WW-FLS102B-3DD2G-T(10MM) | COB |
| | T-shape Strip to strip Connector | 2PIN T-shape Strip to strip Connector |  | WW-FLS102B-3FS2G-T(10MM) | COB |
| | + -shape Strip to strip Connector | 2PIN + -shape Strip to strip Connector |  | WW-FLS102B-3DD2G-X(10MM) | COB |

Packaging Diagram













Packaging information

















| IP Grade | Bag size | Inner carton | | Outer carton | | N.W | G.W | Outer carton volume |
|-------------|----------------------|--------------|----------|----------------------|----------|---------------|---------------|------------------------|
| | | Size | Reel/ctn | Size | Reel/ctn | | | |
| B 20 | 250*270*0.14mm | / | / | 440*400 *260mm | 50 | 6.5KG ±10% | 10.7KG ±10% | 0.04576 m ³ |
| | 9.84*10.63*0.0056 in | / | / | 17.32*15.75 *10.24in | 50 | 14.33Lbs ±10% | 23.59Lbs ±10% | 1.616 ft ³ |


Remarks :


- Please contact our sales manager for customized package (color box, blister etc.)


 **Cautions**

| IP20 | IP54 | IP65 | IP67 | IP68 |
|---|---|---|--|---|
|  |  |  |  |  |
| Do not press the surface of LED | Pay attention to high temperature environment | Do not use in strong water waves environment | Resist strong water waves impact | Can apply to underwater do not deeper than 1m |
|  |  |  |  |  |
| Pay attention to damp-proof and dustproof | Do not apply to rainy environment | Can be applied to rainy environment | Do not apply to underwater environment for a long time | No direct sunlight |

| | | | | | | | |
|---|---|---|---|---|--|---|---|
|  |  |  |  |  |  |  |  |
| Do not tie a knot | Do not winding | Do not twist | Do not cut when it is working | Recommended the continuous working time do not exceed 12 hours daily | -20°C~+45°C (-4°F~+113°F) | 0°C~+60°C (32°F~+140°F) | Operated by professionals |
|  |  |  |  |  |  |  |  |
| Pay attention to the application environment | IP Level will change after cutting | Do not pull and crash | Connected to power supply every 5 meters | Power supply must be connected to ground(GND) | The minimum bending diameter > 60mm | Power supply retain > 20% | Note the positive and negative poles |

 For cutting LED strip operation, it is necessary to use the standard accessories provided by Dilux (e.g. DC wire, end-cap, front-cap, adhesive, etc.), and according to the correct cutting and connecting method for the installation.

 For avoiding LED get vulcanized, LED strip should be installed in the environment where does not has oil and corrosive substances. Such as these substances which contain Sulphur, Bromine, Iodine and Chlorine. Some other chemical elements which will cause Aromatic hydrocarbons releasing(such as: methylbenzene, xylene, methyl acetoacetate Ethyl acetate etc.),The environment in which includes strong acid and strong base.

 During the warranty period, only defective products are acceptable to be replaced by the factory. Factory is not responsible for other expenses because of replacement, such as transportation fee, installation fee, etc..

**** If you do not follow the above "Cautions" to operate and result in damaging the product, the factory will not accept maintenance and return.**
****The right of final interpretation is owned by Dilux.**