

Product Specification

COB LV Strip Pro Special 24V 504LEDs/M Ultra Long

WW-FLS102T88XW504X-24(WCP)-1000-UR-XX-IC
&
WW-FLS102T88XW504X-24(WCP)-1000-UR-XX-IC-EP

Apply to ErP Regulation (EU) 2019/2020










HK Office :
Unit 1901, 19th Floor, NanYang Plaza, No. 57 Hung To Road
Kwun Tong, Kowloon, Hong Kong

China Factory :
Zhiyang Science and Technology Park, 10 Zhiyang Road, Zhangge,
Fucheng Street, Longhua District, Shenzhen, Guangdong, China

Tel : (852) 3152 3059 (10 lines)
Fax : (852) 3152 3039

Tel : (86) 755 8601 9190
Fax : (86) 755 8601 9197

<p>Product Features</p> <ul style="list-style-type: none"> ● High quality FPC, authentic 3M tape; ● 2700K/3000/4000/6000K four color temperature segments are available for selection; ● Warranty: 5 Years; ● Min. Bending Diameter : Φ60mm; ● Meet (EU) 2019/2020 ErP regulations ● Min.Bending Diameter:Φ60mm ● Max.length(M):10M 	
<p>Technology info</p> <ul style="list-style-type: none"> ● Lighting Technology: LED ● DLS or NDLS: NDLS ● MLS or NMLS: NMLS 	<p>Certification Standards</p> <ul style="list-style-type: none"> ● EN55015:2019 ● EN61547:2023 ● EN60598-1:2021 ● EN60598-2-21 ● EN62493:2015 ● EN62471:2008

Non-ErP Waterproof Type	 B 20	 F 65	 R 67
	Naked Strip	Silicone Tube	Silicone Extrusion
	5 Years Warranty	5 Years Warranty	5 Years Warranty
ErP Waterproof Type	 B 20	 F 65	 R 67
	Naked Strip	Silicone Tube	Silicone Extrusion
	5 Years Warranty	5 Years Warranty	5 Years Warranty

WW-FLS102T88XW504X-24(WCP)-1000-UR-XX-IC

Parameters for non-ErP

IP Grade	Model NO.*	CRI (Ra)	Rf	Rg	Typical Power (W/M)	Max. Power (W/M)	Color	LED Color Temp.(K)** Wavelength(nm)	Typ. Luminous Flux LM/M(39.37in)	Rated voltage
B 20	WW-FLS102T88WW504B-24(WCP)-1000-UR-3S-IC	90	90	100	11.8	12.98	Warm White	2700K	1110	DC 24V
	WW-FLS102T88WW504B-24(WCP)-1000-UR-3S-IC						Warm White	3000K	1140	
	WW-FLS102T88NW504B-24(WCP)-1000-UR-3S-IC						Natural White	4000K	1280	
	WW-FLS102T88SW504B-24(WCP)-1000-UR-IC						Standard White	6000K	1300	
F 65	WW-FLS102T88WW504F-24(WCP)-1000-UR-3S-IC	90	90	100	11.8	12.98	Warm White	2700K	1080	DC 24V
	WW-FLS102T88WW504F-24(WCP)-1000-UR-3S-IC						Warm White	3000K	1120	
	WW-FLS102T88NW504F-24(WCP)-1000-UR-3S-IC						Natural White	4000K	1240	
	WW-FLS102T88SW504F-24(WCP)-1000-UR-IC						Standard White	6000K	1250	
R 67	WW-FLS102T88WW504R-24(WCP)-1000-UR-3S-IC	90	90	100	11.8	12.98	Warm White	2700K	1070	DC 24V
	WW-FLS102T88WW504R-24(WCP)-1000-UR-3S-IC						Warm White	3000K	1100	
	WW-FLS102T88NW504R-24(WCP)-1000-UR-3S-IC						Natural White	4000K	1240	
	WW-FLS102T88SW504R-24(WCP)-1000-UR-IC						Standard White	6000K	1250	

Remarks:

- The typ.Luminous flux tolerance range is ±10%(subject to the manufacturer's instrument test).
- * The suffix -3S indicates 3SDCM, Absence of this suffix indicates 6SDCM
- **The above color temperature is the color temperature of LED source.

Test condition of above technical data:

- Surrounding temperature: 26 °C .
- Test while turned on.

WW-FLS102T88XW504X-24(WCP)-1000-UR-XX-IC-EP

Parameters for ErP

IP Grade	Model NO.*	CRI (Ra)	Rf	Rg	Typical Power (W/M)	Max. Power (W/M)	Color	LED Color Temp.(K) ** Wavelength(nm)	Typ. Luminous Flux LM/M(39.37in)	Lumen/watt	Energy Efficiency class	Rated voltage
B 20	WW-FLS102T88WW504B-24(WCP)-1000-UR-3S-IC-EP	90	90	100	12.0	13.2	Warm White	2700K	1060	88	F	DC 24V
	Warm White						3000K	1100	92	F		
	Natural White						4000K	1220	102	F		
	Standard White						6000K	1240	103	F		
F 65	WW-FLS102T88WW504F-24(WCP)-1000-UR-3S-IC-EP	90	90	100	12.0	13.2	Warm White	2700K	1040	87	F	DC 24V
	Warm White						3000K	1080	90	F		
	Natural White						4000K	1190	99	F		
	Standard White						6000K	1200	100	F		
R 67	WW-FLS102T88WW504R-24(WCP)-1000-UR-3S-IC-EP	90	90	100	12.0	13.2	Warm White	2700K	1030	86	F	DC 24V
	Warm White						3000K	1070	89	F		
	Natural White						4000K	1190	99	F		
	Standard White						6000K	1200	100	F		

Remarks:

- *While SDCM<3 model is available, part number will add the suffix "-3S".
- **The above color temperature is the color temperature of LED source.

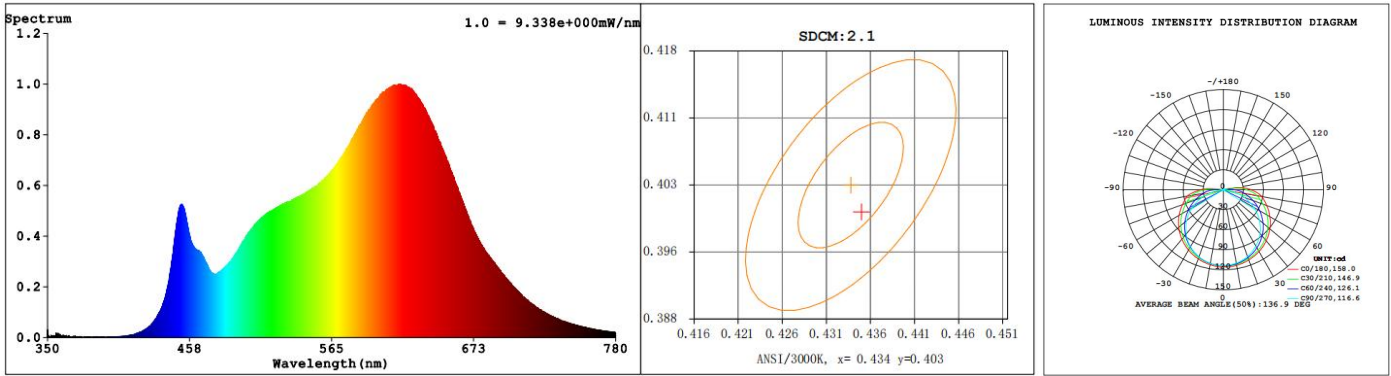
Test condition of above technical data:

- Surrounding temperature: 26 °C .
- Test after 10 mins turned on.
- The color temperature of finished product is for reference only.

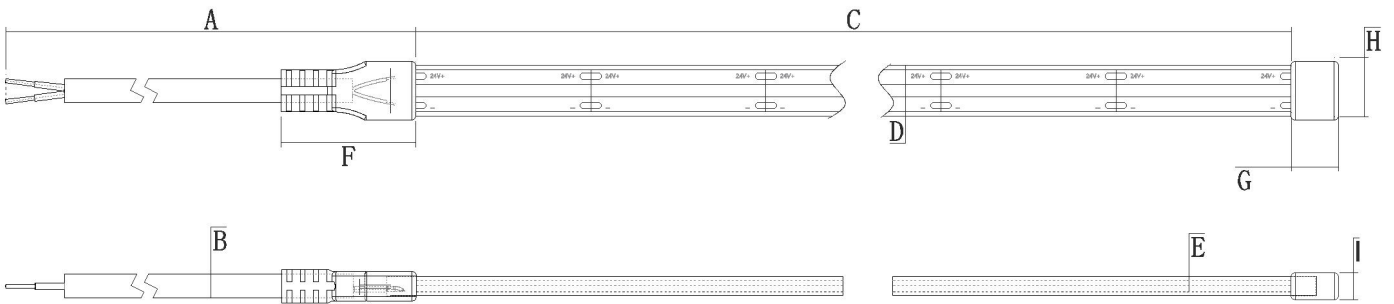
Note:

- According to the new ErP 2019/2020 regulation for each 0.5m or nearest 0.5m strip, the following requirements must be met:
- Measured power ≤ Pon+5%;
- Measured lumen ≥ Useful luminous flux -10%;
- Measured CRI ≥ Declared CRI-2
- The above technical data, including typical power are based on the test of 0.5m.

Optical Test Diagram



Dimension Drawing

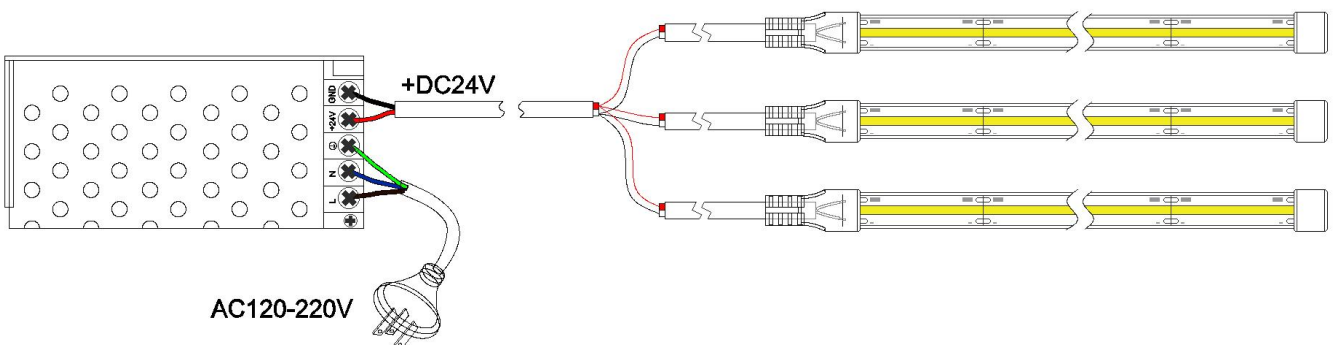


IP Grade	A.cable length	B. cable diameter	C. Strip length	D. Strip width	E. Strip thickness	F. Front cap length	G. End cap length	H. End cap width	I. End cap thickness
B 20	300±10mm	φ1.8±0.2mm	10000±50mm	10.0±0.5mm	1.9±0.5mm	/	/	/	/
	11.81±0.39in	φ0.07±0.008in	393.7±1.97in	0.39±0.02in	0.075±0.02in	/	/	/	/
F 65	300±10mm	φ4.0±0.2mm	10020±50mm	12.0±0.5mm	4.0±0.5mm	22.5±0.5mm	10.0±0.5mm	14.0±0.5mm	6.0±0.5mm
	11.81±0.39in	φ0.16±0.008in	394.49±1.97in	0.47±0.02in	0.16±0.02in	0.89±0.02in	0.39±0.02in	0.55±0.02in	0.24±0.02in
R 67	300±10mm	φ6.0±0.2mm	10020±50mm	12.0±0.5mm	5.0±0.5mm	30.0±2mm	11.0±0.5mm	14.0±0.5mm	7.0±0.5mm
	11.81±0.39in	φ0.24±0.008in	394.49±1.97in	0.47±0.02in	0.2±0.02in	1.18±0.08in	0.43±0.02in	0.55±0.02in	0.28±0.02in





Remarks :

- If you need further information, please contact our sales account manager..














Circuit Diagram



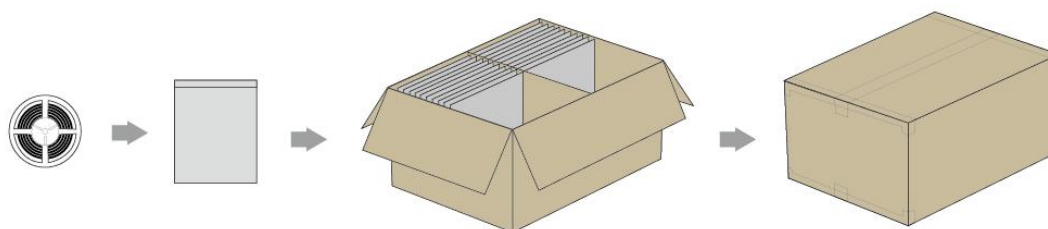
Standard Accessories

IP Grade	Category	Description	Picture	Part No.	Application
E 20	/	/	/	/	/
	/	/	/	/	/
F 65	Connection Accessories	Front cap+End cap+Cable		WW-FLS102F-CW (10mm)	/
	Installation Accessories	Installation Buckle+Screws		WW-FLS102JJA-MC	/
R 67	Connection Accessories	Front cap+End cap+Cable		WW-FLS102F-CW (10mm)	/
	Installation Accessories	Installation Buckle+Screws		WW-FLS102JJA-MC	/

Optional Accessories

IP Grade	Category	Description	Picture	Part No.	Density
E 20	Quick Connector	2PIN Quick Connector		WW-F2B-POP2T-10(COB)	/
	Strip to wire Connector	2PIN Strip to wire Connector		WW-F2B-OWP2T-10(COB)	/
	Strip to strip Connector	2PIN Strip to strip Connector		WW-F2B-PWP2T-10(COB)	/
	Quick connector	2PIN Multifunction Connector		WW-FLS102B-MUCN-10	/
	Strip to wire Connector	2PIN Strip to wire Connector		WW-FLS102B-3DD2(10MM)	/
	Strip to strip Connector	2PIN Strip to strip Connector		WW-FLS102B-3DD2(10MM)	/
	L-shape Strip to strip Connector	2PIN L-shape Strip to strip Connector		WW-FLS102B-3DD2G-L(10MM)	/
	T-shape Strip to wire Connector	2PIN T-shape Strip to wire Connector		WW-FLS102B-3DD2G-T(10MM)	/
	T-shape Strip to strip Connector	2PIN T-shape Strip to strip Connector		WW-FLS102B-3FS2G-T(10MM)	/
	+ -shape Strip to strip Connector	2PIN + -shape Strip to strip Connector		WW-FLS102B-3DD2G-X(10MM)	/
F 65	/	/	/	/	/
	/	/	/	/	/
R 67	Quick Connector	2PIN Quick Connector		WW-F2R-POP2T-10(COB)	/
	Strip to wire Connector	2PIN Strip to wire Connector		WW-F2R-POP2T-10(COB)	/
	Strip to strip Connector	2PIN Strip to strip Connector		WW-F2R-PWP2T-08(COB)	/

Packaging Diagram













Packaging Information

















	Bag size	Inner carton		Outer carton		N.W	G.W	Outer carton volume
		Size	Reel/ctn	Size	Reel/ctn			
E 20	270*300*0.14mm	/	/	520*370 *300mm	36	5.76 KG ±10%	10.99 KG ±10%	0.05772 m ³
	10.63*11.81*0.0056 in	/	/	20.47*14.57 *11.81 in	36	12.70 Lbs ±10%	24.23 Lbs ±10%	2.038 ft ³
F 65	380*350*0.14mm	/	/	350*330 *330mm	14	5.11 KG ±10%	9.05 KG ±10%	0.03812 m ³
	14.96*13.78*0.0056 in	/	/	13.78*12.99 *12.99 in	14	11.27 Lbs ±10%	19.95 Lbs ±10%	1.346 ft ³
R 67	380*350*0.14mm	/	/	350*330 *330mm	14	9.38 KG ±10%	13.37 KG ±10%	0.03812 m ³
	14.96*13.78*0.0056 in	/	/	13.78*12.99 *12.99 in	14	20.68 KG ±10%	29.48 KG ±10%	1.346 ft ³


Remarks :


- Please contact our sales account manager for customized package (color box, blister etc.)


 **Cautions**

IP20	IP54	IP65	IP67	IP68
				
Do not press the surface of LED	Pay attention to high temperature environment	Do not use in strong water waves environment	Resist strong water waves impact	Can apply to underwater do not deeper than 1m
				
Pay attention to damp-proof and dustproof	Do not apply to rainy environment	Can be applied to rainy environment	Do not apply to underwater environment for a long time	No direct sunlight

							
Do not tie a knot	Do not winding	Do not twist	Do not cut when it is working	Recommended the continuous working time do not exceed 12 hours daily	-20°C~+45°C (-4°F~+113°F)	0°C~+60°C (32°F~+140°F)	Operated by professionals
							
Pay attention to the application environment	IP Level will change after cutting	Do not pull and crash	Connected to power supply every 5 meters	Power supply must be connected to ground(GND)	The minimum bending diameter > 60mm	Power supply retain > 20%	Note the positive and negative poles

 For cutting LED strip operation, it is necessary to use the standard accessories provided by Dilux (e.g. DC wire, end-cap, front-cap, adhesive, etc.), and according to the correct cutting and connecting method for the installation.

 For avoiding LED get vulcanized, LED strip should be installed in the environment where does not has oil and corrosive substances. Such as these substances which contain Sulphur, Bromine, Iodine and Chlorine. Some other chemical elements which will cause Aromatic hydrocarbons releasing(such as: methylbenzene, xylene, methyl acetoacetate Ethyl acetate etc.).The environment in which includes strong acid and strong base.

 During the warranty period, only defective products are acceptable to be replaced by the factory. Factory is not responsible for other expenses because of replacement, such as transportation fee, installation fee, etc..

**** If you do not follow the above "Cautions" to operate and result in damaging the product, the factory will not accept maintenance and return.**
****The right of final interpretation is owned by Dilux.**