

Product Specification

COB LV Strip

POP COB 24V 720 LEDs/M Multi-Color With SPI

WW-FLS103T88FC720B-24(WCP)-IC-LD



HK Office :

Unit 1901, 19th Floor, NanYang Plaza, No. 57 Hung To Road
Kwun Tong, Kowloon, Hong Kong

China Factory :

Zhiyang Science and Technology Park, 10 Zhiyang Road, Zhangge,
Fucheng Street, Longhua District, Shenzhen, Guangdong, China


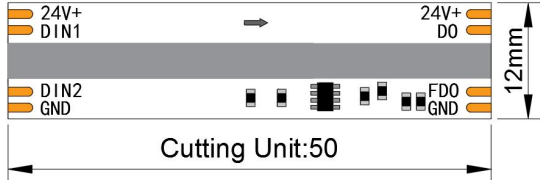
Tel : (852) 3152 3059 (10 lines)


Fax : (852) 3152 3039



Tel : (86) 755 8601 9190

Fax : (86) 755 8601 9197

<p>Product Features</p> <ul style="list-style-type: none"> • High quality FPC, authentic 3M tape; • Dot free; • Min. Bending Diameter: $\Phi 60\text{mm}$; • Max.length(M):5M; • Support SPI control mode; • Resource broken transfer; 	 
<p>Technology info</p> <ul style="list-style-type: none"> • Lighting Technology: LED • DLS or NDLS: NDLS • MLS or NMLS: NMLS 	<p>Certification Standards</p> <ul style="list-style-type: none"> • EN55015 • EN61547 • EN60598-1 • EN60598-2-20 • EN62493 • EN62471

<p>Non-ErP Waterpro of Type</p>	
	<p>FCOB Strip</p>
	<p>3 Years Warranty</p>

WW-FLS103T88FC720B-24(WCP)-IC-LD

Parameters for non-ErP

IP Grade	Model NO.	CRI (Ra)	Rf	Rg	Typical Power (W/M)	Max. Power (W/M)	Color	LED Color Temp.(K) Wavelength(nm)	Typ. Luminous Flux LM/M(39.37in)	Beam Angle (°,1/2 θ)	Rated voltage
B 20	WW-FLS103T88FC720B-24(WCP)-IC-LD	/	/	/	8	9.6	R	617~627nm	85	140	DC 24V
					8	9.6	G	517.5-532.5nm	540	140	
					8	9.6	B	451~461nm	75	140	
					24	28.8	RGB	/	700	140	

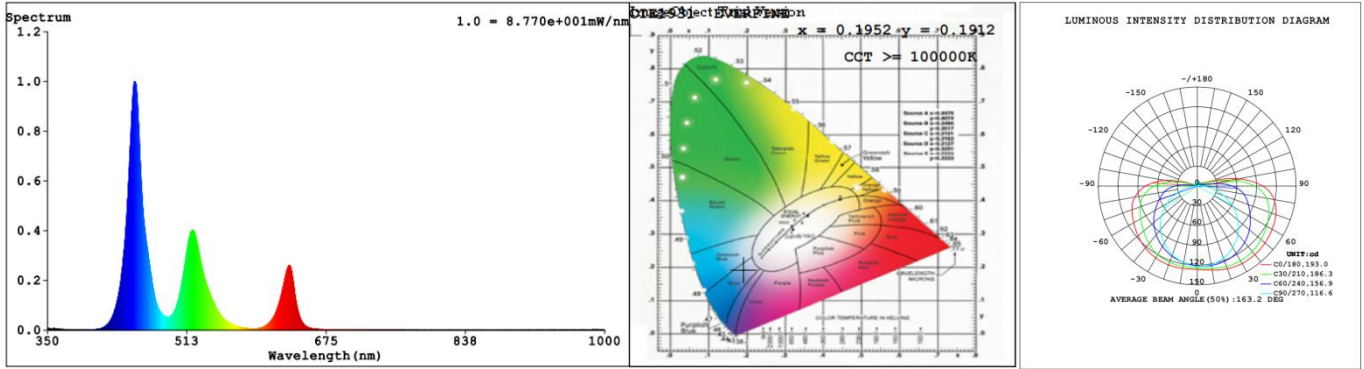
Remarks:

- The typ.Luminous flux tolerance range is $\pm 20\%$ (subject to the manufacturer's instrument test).

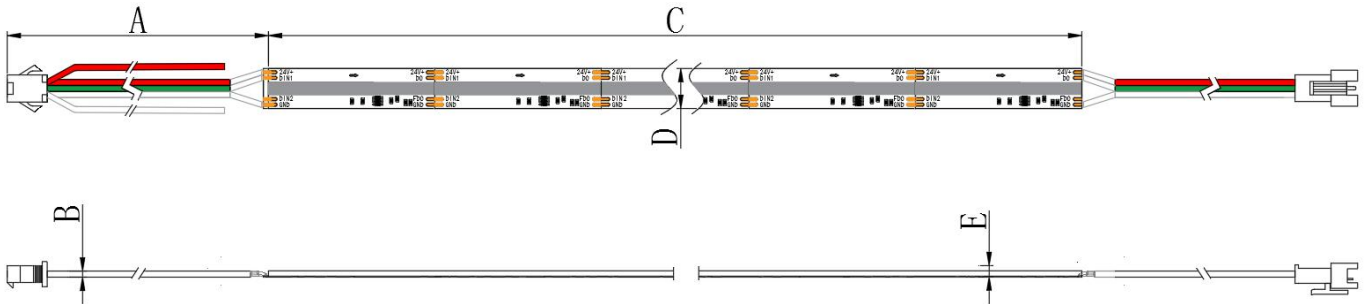
Test condition of above technical data:

- Surrounding temperature: 26 °C.
- Test while turned on.

Optical Test Diagram



Dimension Drawing

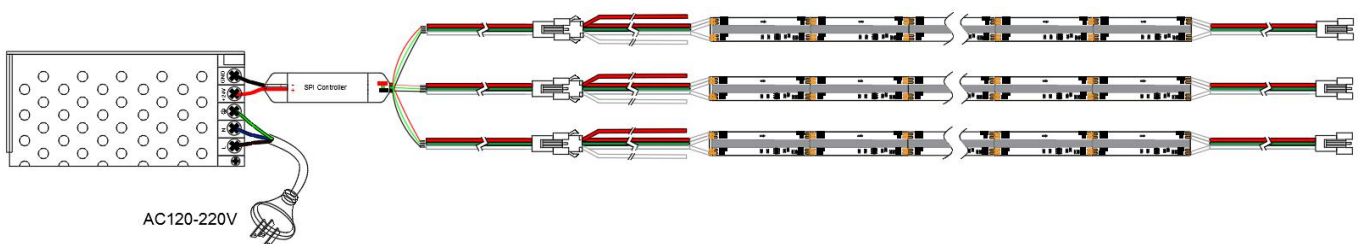


IP Grade	A. cable length	B. cable diameter	C. Strip length	D. Strip width	E. Strip thickness	F. End cap thickness	G. End cap length	H. End cap width
IP20	150±10mm	Φ1.8±0.2mm	5000±50mm	10±0.5mm	1.9±0.5mm	/	/	/
	5.91±0.39in	φ0.07±0.008in	196.85±1.97in	0.39±0.02in	0.075±0.02in	/	/	/

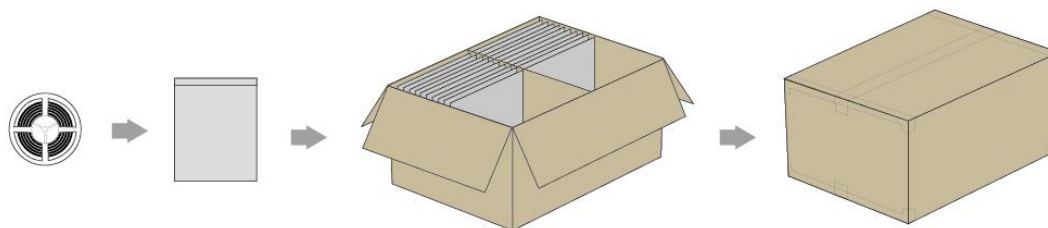
Remarks :

- If you need further information, please contact our sales account manager..

Circuit Diagram



Packaging Diagram




Packaging Information

IP Grade	Bag size	Inner carton		Outer carton		N.W	G.W	Outer carton volume
		Size	Reel/ctn	Size	Reel/ctn			
E 20	215*245*0.14mm	/	/	410*410 *260mm	50	6.6KG ±10%	9.55KG ±10%	0.04371 m ³
	8.46*9.65*0.0056 in	/	/	16.14*16.14 *10.24in	50	14.55Lbs ±10%	21.05Lbs ±10%	1.543 ft ³

Remarks :


- Please contact our sales account manager for customized package (color box, blister etc.)




In the process of product installation and use, it is forbidden to knot



In the process of product installation and use, it is forbidden to wind













In the process of product installation and use, it is forbidden to twist




















In the process of product installation and use, it is forbidden to cut


1. In the process of product installation and use, it is forbidden to reinstall and use.
2. It is forbidden to put the product back into the reel after removed from it.


 **Cautions**

IP20	IP54	IP65	IP67	IP68
				
Do not press the surface of LED	Pay attention to high temperature environment	Do not use in strong water waves environment	Resist strong water waves impact	Can apply to underwater do not deeper than 1m
				
Pay attention to damp-proof and dustproof	Do not apply to rainy environment	Can be applied to rainy environment	Do not apply to underwater environment for a long time	No direct sunlight

							
Do not tie a knot	Do not winding	Do not twist	Do not cut when it is working	Recommended the continuous working time do not exceed 12 hours daily	-20°C~+45°C (-4°F~+113°F)	0°C~+60°C (32°F~+140°F)	Operated by professionals
							
Pay attention to the application environment	IP Level will change after cutting	Do not pull and crash	Connected to power supply every 5 meters	Power supply must be connected to ground(GND)	The minimum bending diameter > 60mm	Power supply retain > 20%	Note the positive and negative poles

 For cutting LED strip operation, it is necessary to use the standard accessories provided by Dilux (e.g. DC wire, end-cap, front-cap, adhesive, etc.), and according to the correct cutting and connecting method for the installation.

 For avoiding LED get vulcanized, LED strip should be installed in the environment where does not has oil and corrosive substances. Such as these substances which contain Sulphur, Bromine, Iodine and Chlorine. Some other chemical elements which will cause Aromatic hydrocarbons releasing(such as: methylbenzene, xylene, methyl acetoacetate Ethyl acetate etc.).The environment in which includes strong acid and strong base.

 During the warranty period, only defective products are acceptable to be replaced by the factory. Factory is not responsible for other expenses because of replacement, such as transportation fee, installation fee, etc..

**** If you do not follow the above "Cautions" to operate and result in damaging the product, the factory will not accept maintenance and return.**
****The right of final interpretation is owned by Dilux.**