

Product Specification

SMD LV Strip

PRO 6060 24V 48LEDs/M

Special Optical Series

WW-FLS102T67XW048B-24(WCP)-UR-CV-HE-A45
&
WW-FLS102T67XW048B-24(WCP)-UR-CV-HE-EP-A45

Apply to ERP Regulation (EU) 2019/2020



HK Office :

Unit 1901, 19th Floor, NanYang Plaza, No. 57 Hung To Road
Kwun Tong, Kowloon, Hong Kong

China Factory :

Zhiyang Science and Technology Park, 10 Zhiyang Road, Zhangge,
Fucheng Street, Longhua District, Shenzhen, Guangdong, China


Tel : (852) 3152 3059 (10 lines)




Fax : (852) 3152 3039






Tel : (86) 755 8601 9190

Fax : (86) 755 8601 9197

<p>Product Features</p> <ul style="list-style-type: none"> • High quality FPC, authentic 3M tape; • Light source lifetime:36K hours(L70); • Meet (EU)2019/2020 ErP regulations. • Min. Bending Diameter: $\Phi 60\text{mm}$ • Max. length(M): 5M • 45 degree in beam angle without external lens. 	
<p>Technology info</p> <ul style="list-style-type: none"> • Lighting Technology: LED • DLS or NDLS: DLS • MLS or NMLS: NMLS 	<p>Certification Standards</p> <ul style="list-style-type: none"> • EN55015:2019 • EN61547:2009 • EN60598-1:2015 • EN60598-2-20:2015 • EN62493:2015 • EN62471:2008

Non-ErP Waterproof Type	  
	Naked Strip
	3 Years Warranty

ErP Waterproof Type	  
	Naked Strip
	3 Years Warranty

WW-FLS102T67XW048B-24(WCP)-UR-CV-HE-A45

Parameters for non-Erp

IP Grade	Model NO.	CRI (Ra)	Rf	Rg	Typical Power (W/M)	Max. Power (W/M)	Color	LED Color Temp.(K) Wavelength(nm)*	Typ. Luminous Flux LM/M(39.37in)	Rated voltage
E20	WW-FLS102T67WW048B-24(WCP)-UR-CV-HE-A45	90	90	100	14	15.4	Warm White	3000K	1460	DC24V
	Natural White						4000K	1520		
	Standard White						6500K	1480		

Remarks:

- *The above color temperature is the color temperature of LED source.
- The typ. Luminous flux tolerance range is $\pm 10\%$ (subject to the manufacturer's instrument test).

Test condition of above technical data:

- Surrounding temperature: 26°C.
- Test while turning on.
- The above technical data, including typical power are based on the test of 0.5m.

WW-FLS102T66XW048B-24(WCP)-UR-CV-HE-EP-A45

Parameters for Erp

IP Grade	Model NO.	CRI (Ra)	Rf	Rg	Typical Power (W/M)	Max. Power (W/M)	Color	LED Color Temp.(K) Wavelength(nm)*	Luminous Flux LM/M(39.37')	Useful Luminous Flux (Lm/m)***	Efficiency Lm/W ****	η_{TM} (Lm/W) *****	Energy Efficiency class	Rated voltage
E 20	WW-FLS102T67WW048B-24(WCP)-UR-CV-HE-EP-A45	90	90	100	15	16.5	Warm White	3000K	1540	1110	74	81	G	DC 24V
	Natural White						4000K	1610	1150	77	83	G		
	Standard White						6500K	1580	1140	76	83	G		

Remarks:

- *The above color temperature is the color temperature of LED source.
- **Luminous Flux means the total flux emitted in a solid angle of 4π sr (corresponding to a 360° sphere);
- ***For directional light sources with beam angle $< 90^\circ$ it is the flux emitted in a solid angle of $0,586\pi$ sr (corresponding to a cone with angle of 90°), for more information, please check the IES file.
- ****Efficiency=Luminous Flux \div Typical Power
- *****According to the new Erp 2019/2020 regulations , η_{TM} to DLS not operating on mains = Useful Luminous \div Typical Power $\times 1.089$

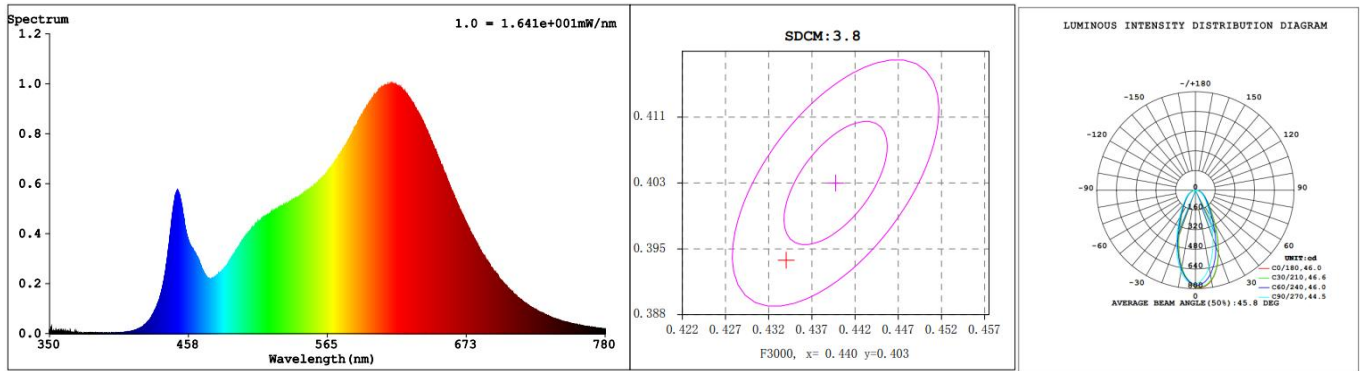
Test condition of above technical data:

- Surrounding temperature: 26°C .
- Test after 10 mins turned on.

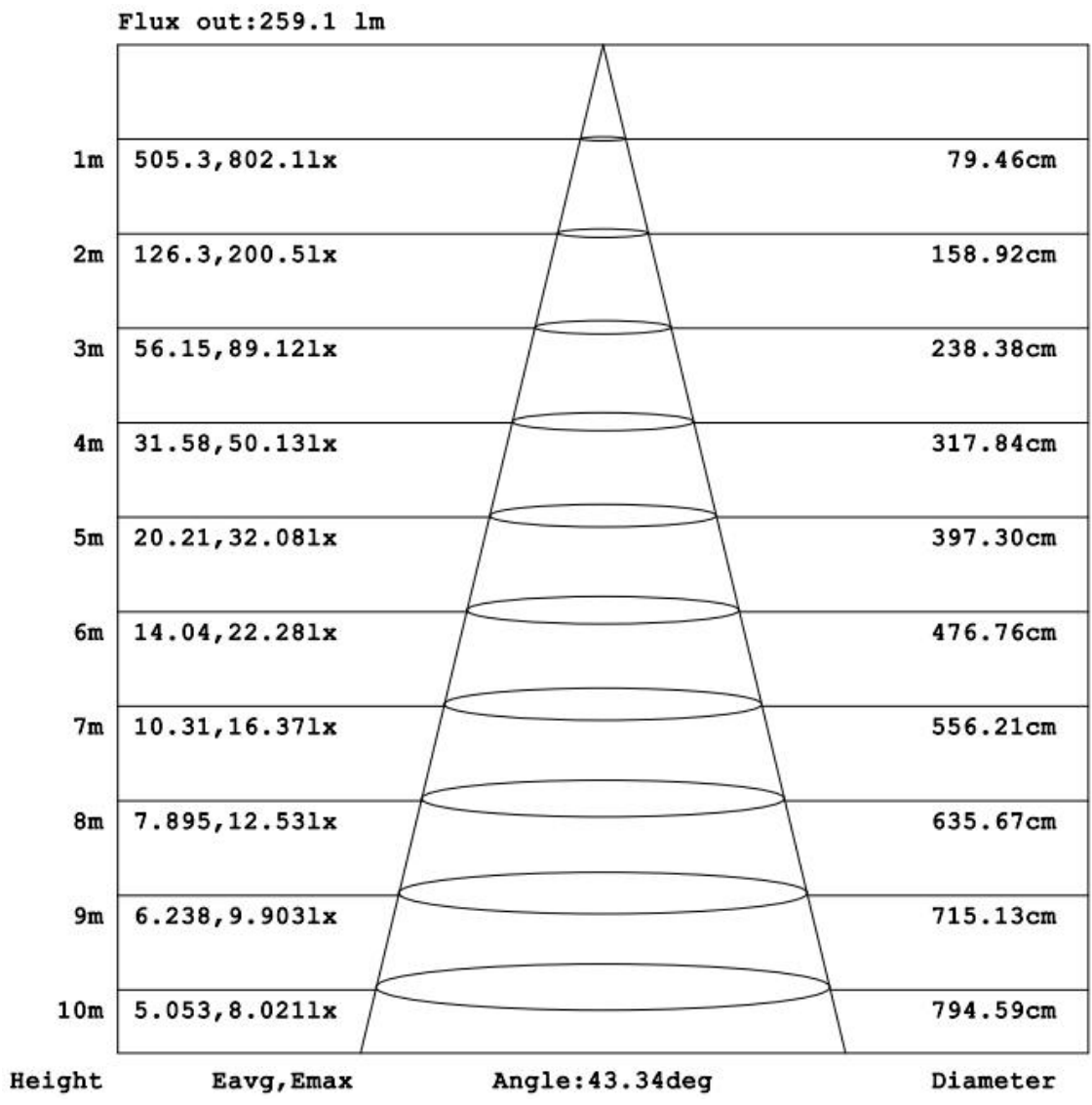
ErP Note:

- According to the new ErP 2019/2020 regulation for each 0.5m or nearest 0.5m strip, the following requirements must be met:
- Measured power $\leq P_{on} +5\%$;
- Measured lumen \geq Useful luminous flux -10% ;
- Measured CRI \geq Declared CRI-2
- The above technical data, including typical power are based on the test of 0.5m.

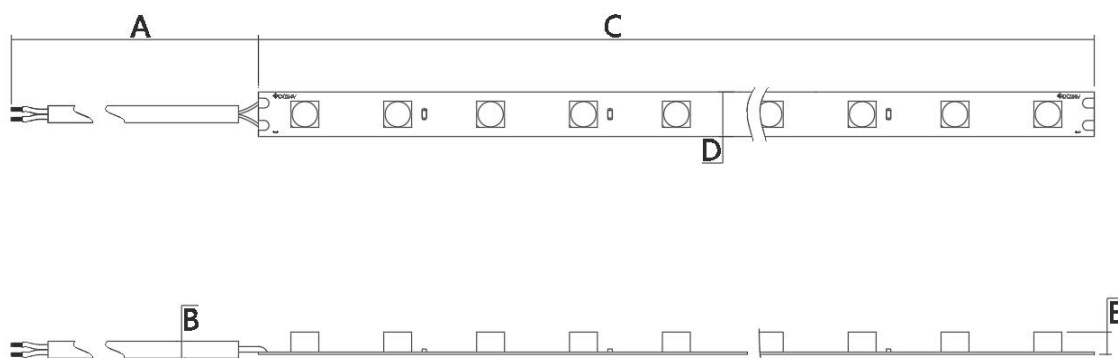
Optical Test Diagram



Average Illuminance Figure



Dimension Drawing

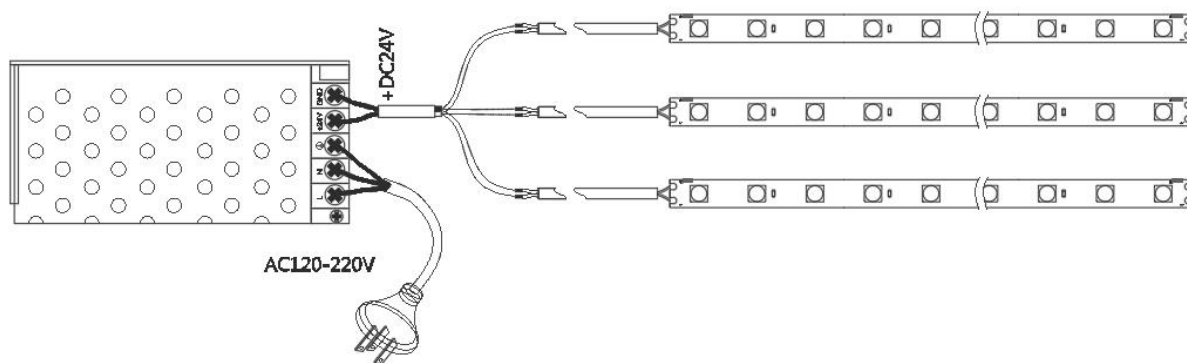


IP Grade	A Cable Length	B cable diameter	C Strip length	D Strip width	E Strip thickness	F Front cap length	G End cap length	H Cap width	I Cap thickness
B 20	300±10mm	Φ4.0±0.2mm	5000±50mm	10±0.5mm	5±0.5mm	/	/	/	/
	11.81±0.39in	0.16±0.01in	196.85±1.97in	0.394±0.02in	0.197±0.02in	/	/	/	/













Remarks:

- If you need further information, please contact our sales manager.

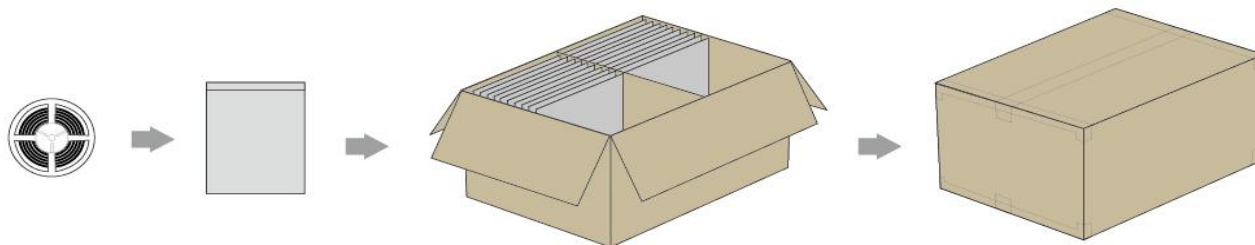
Circuit Diagram



Optional Accessories

IP Level	Category	Description	Picture	Part No.	Density
IP 20	Strip to strip Connector	2PIN Strip to strip Connector		WW-FLS102B-2DD2(10MM)	≤84LEDs/M
	Strip to wire Connector	2PIN Strip to wire Connector		WW-FLS102B-2FS2(10mm)	≤84LEDs/M
	Strip to strip Connector	2PIN Strip to strip Connector		WW-FLS102B-2FD2(10MM)	≤84LEDs/M
	Strip to wire Connector	2PIN Strip to wire Connector		WW-F2B-POP2T-10(COB)	COB
	Strip to strip Connector	2PIN Strip to strip Connector		WW-F2B-OWP2T-10(COB)	COB
	Strip to strip Connector	2PIN Strip to strip Connector		WW-F2B-PWP2T-10(COB)	COB
	Strip to strip Connector	2PIN Strip to strip Connector		WW-FLS102B-3DD2(10MM)	COB
	Strip to wire Connector	2PIN Strip to wire Connector		WW-FLS102B-3FS2(10MM)	COB
	L-shape Strip to strip Connector	2PIN L-shape Strip to strip Connector		WW-FLS102B-3DD2G-L(10MM)	COB
	T-shape Strip to wire Connector	2PIN T-shape Strip to wire Connector		WW-FLS102B-3DD2G-T(10MM)	COB
	T-shape Strip to strip Connector	2PIN T-shape Strip to strip Connector		WW-FLS102B-3FS2G-T(10MM)	COB
	+ -shape Strip to strip Connector	2PIN + -shape Strip to strip Connector		WW-FLS102B-3DD2G-X(10MM)	COB
	SkyLine Accessories	SkyLine Accessories (Adapt to the PCB Width 8-12MM)		L-12-SM-B-X	Adapt to the PCB Width 8-12MM

Packaging Diagram













Packaging information

















Ingress protection rating	Bag size	Inner carton		Outer carton		N.W	G.W	Outer carton volume
		Size	Reel/ctn	Size	Reel/ctn			
IP20	270*300*0.14mm	/	/	520*370*300mm	36	5.35KG ±10%	10.5KG ±10%	0.058m³
	10.63*11.81*0.0056 in	/	/	20.47*14.57 *11.81 in	36	11.79Lbs ±10%	23.15Lbs±10%	2.05ft³


Remarks :


- Please contact our sales manager for customized package (color box, blister etc.)


 **Cautions**

IP20	IP54	IP65	IP67	IP68
				
Do not press the surface of LED	Pay attention to high temperature environment	Do not use in strong water waves environment	Resist strong water waves impact	Can apply to underwater do not deeper than 1m
				
Pay attention to damp-proof and dustproof	Do not apply to rainy environment	Can be applied to rainy environment	Do not apply to underwater environment for a long time	No direct sunlight

							
Do not tie a knot	Do not winding	Do not twist	Do not cut when it is working	Recommended the continuous working time do not exceed 12 hours daily	-20°C~+45°C (-4°F~+113°F)	0°C~+60°C (32°F~+140°F)	Operated by professionals
							
Pay attention to the application environment	IP Level will change after cutting	Do not pull and crash	Connected to power supply every 5 meters	Power supply must be connected to ground(GND)	The minimum bending diameter > 60mm	Power supply retain > 20%	Note the positive and negative poles

 For cutting LED strip operation, it is necessary to use the standard accessories provided by Dilux (e.g. DC wire, end-cap, front-cap, adhesive, etc.), and according to the correct cutting and connecting method for the installation.

 For avoiding LED get vulcanized, LED strip should be installed in the environment where does not has oil and corrosive substances. Such as these substances which contain Sulphur, Bromine, Iodine and Chlorine. Some other chemical elements which will cause Aromatic hydrocarbons releasing(such as: methylbenzene, xylene, methyl acetoacetate Ethyl acetate etc.),The environment in which includes strong acid and strong base.

 During the warranty period, only defective products are acceptable to be replaced by the factory. Factory is not responsible for other expenses because of replacement, such as transportation fee, installation fee, etc..

**** If you do not follow the above "Cautions" to operate and result in damaging the product, the factory will not accept maintenance and return. **The right of final interpretation is owned by Dilux.**