

Product Specification

DC Flexible LED Strip

Dim to Warm 2835 Series

2835 Top LED 10mm FPC 120LEDs/M

WW-FLS102T28WS120X-24(WCP)-XR-DTW



HK Office :

Unit 1901, 19th Floor, NanYang Plaza, No. 57 Hung To Road
Kwun Tong, Kowloon, Hong Kong

China Factory :

Zhiyang Science and Technology Park, 10 Zhiyang Road, Zhangge,
Fucheng Street, Longhua District, Shenzhen, Guangdong, China

Tel : (852) 3152 3059 (10 lines)


Fax : (852) 3152 3039









Tel : (86) 755 8601 9190



Fax : (86) 755 8601 9197

<p>Product Features</p> <ul style="list-style-type: none"> • High quality FPC, authentic 3M tape; • Self-encapsulated design 2835 LED; • Light source lifetime:50K hours(L70); • Min. Bending Diameter: Φ60mm • Max. length(M): 5M • LED SDCM≤6 	
<p>Technology info</p> <ul style="list-style-type: none"> • Lighting Technology: LED • DLS or NDLS: NDLS • MLS or NMLS: NMLS 	<p>Certification Standards</p> <ul style="list-style-type: none"> • EN55015:2019 • EN61547:2009 • EN60598-1:2015 • EN60598-2-20:2015 • EN62493:2015 • EN62471:2008

Waterproof Type	 B 20	 S 54	 R 67	 RW 67	 RM 67	 F 65
	Naked Strip	Silicone Dropping	Silicone Extrusion	Silicone Extrusion	Silicone Extrusion	Silicone Tube
	5 Years Warranty	3 Years Warranty	5 Years Warranty	5 Years Warranty	5 Years Warranty	5 Years Warranty

WW-FLS102T28WS120X-24(WCP)-XR-DTW

Parameters

IP Grade	Model NO.	CRI (Ra)	Rf	Rg	Typical Power (W/M)	Max. Power (W/M)	Color	LED Color Temp.(K) Wavelength(nm)*	3SDCM LED Color Temp.(K) Wavelength(nm)**	Typ. Luminous Flux LM/M(39.37in)	Rated voltage
B 20	WW-FLS102T28WS120B-24(WCP)-HR-DTW	80	82	96	13.09	14.40	Warm White	1800-2000K	/	1282	DC 24V
							Standard White	5700-6500K	/		
	WW-FLS102T28WS120B-24(WCP)-UR-DTW	90	90	100	13.09	14.40	Warm White	1800-2000K	/	1064	DC 24V
							Standard White	5700-6500K	/		
S 54	WW-FLS102T28WS120S-24(WCP)-HR-DTW	80	82	96	13.09	14.40	Warm White	1800-2000K	/	1218	DC 24V
							Standard White	5700-6500K	/		
	WW-FLS102T28WS120S-24(WCP)-UR-DTW	90	90	100	13.09	14.40	Warm White	1800-2000K	/	1011	DC 24V
							Standard White	5700-6500K	/		
R 67	WW-FLS102T28WS120R-24(WCP)-HR-DTW	80	82	96	13.09	14.40	Warm White	1800-2000K	/	1218	DC 24V
							Standard White	5700-6500K	/		
	WW-FLS102T28WS120R-24(WCP)-UR-DTW	90	90	100	13.09	14.40	Warm White	1800-2000K	/	1011	DC 24V
							Standard White	5700-6500K	/		
RW 67	WW-FLS102T28WS120R-24(WCP)-HR-W-DTW	80	82	96	13.09	14.40	Warm White	1800-2000K	/	1218	DC 24V
							Standard White	5700-6500K	/		
	WW-FLS102T28WS120R-24(WCP)-UR-W-DTW	90	90	100	13.09	14.40	Warm White	1800-2000K	/	1011	DC 24V
							Standard White	5700-6500K	/		
RM 67	WW-FLS102T28WS120R-24(WCP)-HR-M-DTW	80	82	96	13.09	14.40	Warm White	1800-2000K	/	1141	DC 24V
							Standard White	5700-6500K	/		
	WW-FLS102T28WS120R-24(WCP)-UR-M-DTW	90	90	100	13.09	14.40	Warm White	1800-2000K	/	947	DC 24V
							Standard White	5700-6500K	/		
F 65	WW-FLS102T28WS120F-24(WCP)-HR-DTW	80	82	96	13.09	14.40	Warm White	1800-2000K	/	1231	DC 24V
							Standard White	5700-6500K	/		
	WW-FLS102T28WS120F-24(WCP)-UR-DTW	90	90	100	13.09	14.40	Warm White	1800-2000K	/	1021	DC 24V
							Standard White	5700-6500K	/		

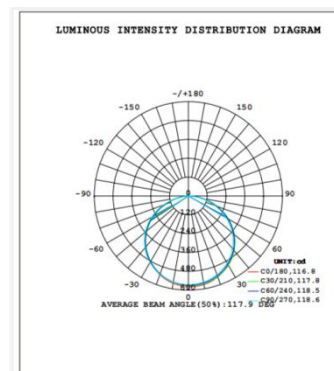
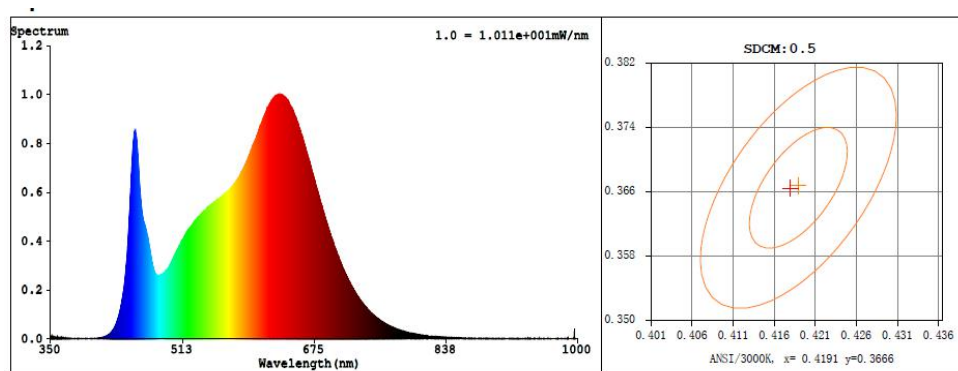
Remarks:

- *The above color temperature is the color temperature of LED source.
- **Indicates SDCM<3 model is available, part number will add the suffix "-3S".
- The typ. Luminous flux tolerance range is ±20% (subject to the manufacturer's instrument test).

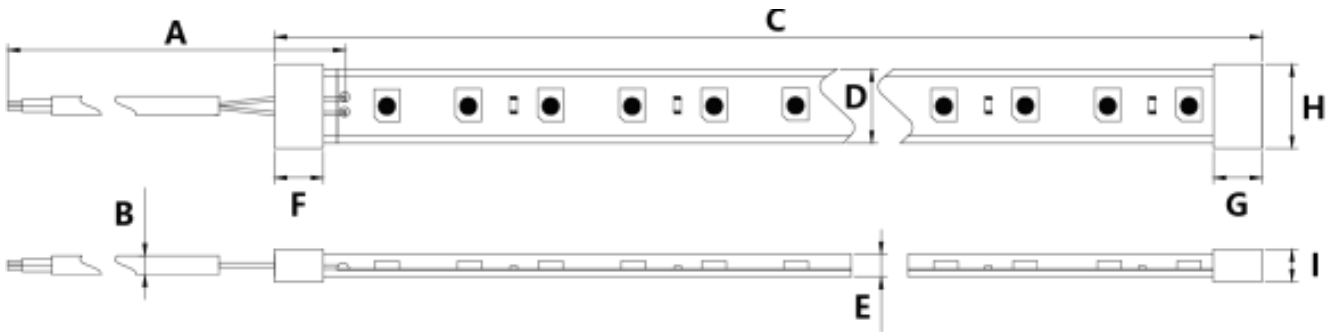
Test condition of above technical data:

- Surrounding temperature: 26°C.
- Test while turning on.

Optical Test Diagram



Dimension Drawing

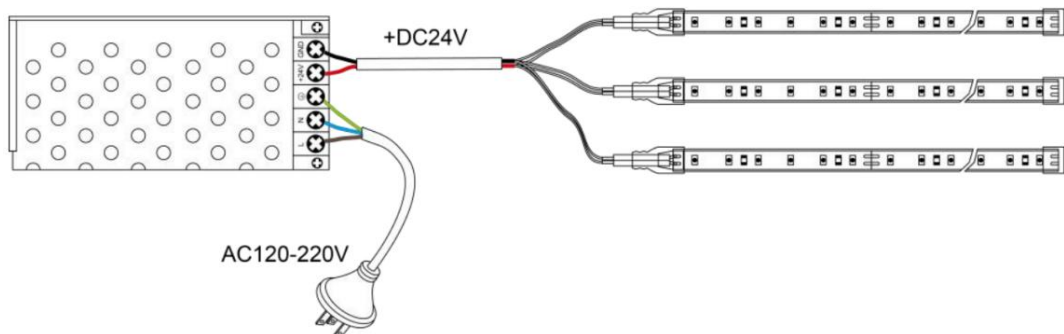


IP Grade	A Cable Length	B cable diameter	C Strip length	D Strip width	E Strip thickness	F Front cap length	G End cap length	H Cap width	I Cap thickness
E 20	300±10mm	Φ4.0±0.2mm	5000±50mm	10±0.5mm	1.2±0.5mm	/	/	/	/
	11.81±0.39in	0.16±0.01in	196.85±1.97in	0.39±0.02in	0.047±0.02in	/	/	/	/
S 54	300±10mm	Φ4.0±0.2mm	5000±50mm	10±0.5mm	2.3±0.5mm	/	/	/	/
	11.81±0.39in	0.16±0.01in	196.85±1.97in	0.39±0.02in	0.091±0.02in	/	/	/	/
R 67	300±10mm	Φ5.8±0.2mm	5020±50mm	12±0.5mm	5±0.5mm	30±0.5mm	11±0.5mm	14.0±0.5mm	7.0±0.5mm
	11.81±0.39in	0.23±0.008 in	197.64±1.97in	0.47±0.02mm	0.20±0.02in	1.18±0.02in	0.43±0.02in	0.551±0.02in	0.28±0.02in
RW 67	300±10mm	Φ5.8±0.2mm	5020±50mm	12±0.5mm	5±0.5mm	30±0.5mm	11±0.5mm	14.0±0.5mm	7.0±0.5mm
	11.81±0.39in	0.23±0.008 in	197.64±1.97in	0.47±0.02mm	0.20±0.02in	1.18±0.02in	0.43±0.02in	0.551±0.02in	0.28±0.02in
RM 67	300±10mm	Φ5.8±0.2mm	5020±50mm	12±0.5mm	5±0.5mm	30±0.5mm	11±0.5mm	14.0±0.5mm	7.0±0.5mm
	11.81±0.39in	0.23±0.008 in	197.64±1.97in	0.47±0.02mm	0.20±0.02in	1.18±0.02in	0.43±0.02in	0.551±0.02in	0.28±0.02in
F 65	300±10mm	Φ5.8±0.2mm	5020±50mm	12±0.5mm	5±0.5mm	30±0.5mm	11±0.5mm	14.0±0.5mm	7.0±0.5mm
	11.81±0.39in	0.23±0.008 in	197.64±1.97in	0.47±0.02mm	0.20±0.02in	1.18±0.02in	0.43±0.02in	0.551±0.02in	0.28±0.02in








Remarks:

- If you need further information, please contact our sales manager.











Circuit Diagram



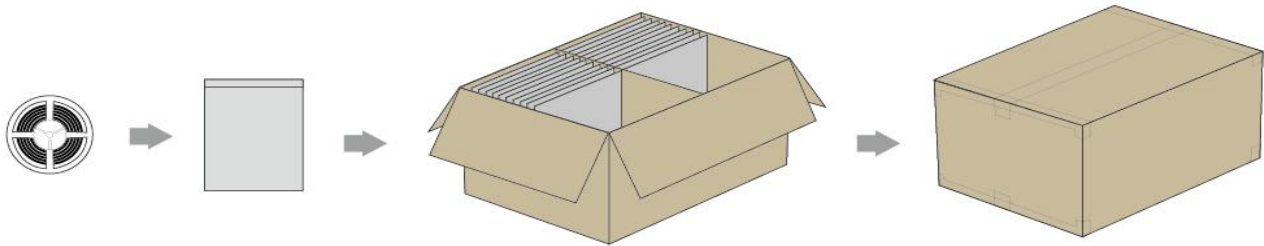
Standard Accessories

IP Grade	Category	Description	Picture	Part No.	Application
E 20	/	/	/	/	/
F 65	/	/	/	/	/
S 54	/	/	/	/	/
R 67	Connection Accessories	Front cap+End cap+Cable		WW-FLS102F-CW(12mm)	10mm Type R
	Installation Accessories	Installation Buckle+Screws		WW-FLS102JJA-MC	Waterproof strip
RW 67	Connection Accessories	Front cap+End cap+Cable		WW-FLS102F-CW(12mm)	10mm Type RW
	Installation Accessories	Installation Buckle+Screws		WW-FLS102JJA-MC	Waterproof strip
F 65	Connection Accessories	Front cap+End cap+Cable		WW-FLS102F-CW(12mm)	10mm Type F
	Installation Accessories	Installation Buckle+Screws		WW-FLS102JJA-MC	Waterproof strip
RM 67	Connection Accessories	Front cap+End cap+Cable		WW-FLS102F-CW(12mm)	10mm Type RM
	Installation Accessories	Installation Buckle+Screws		WW-FLS102JJA-MC	Waterproof strip

Optional Accessories

IP Grade	Category	Description	Picture	Part No.	Application
B 20	Strip to wire Connector	2PIN Strip to wire Connector		WW-FLS102BPWP-10(10mm)	≤120LEDs/M
	Strip to wire Connector	2PIN Strip to wire Connector		WW-F2B-PWP2T-10	≤120LEDs/M
	Strip to strip Connector	2PIN Strip to strip Connector		WW-FLS102BPOP-10(10mm)	≤120LEDs/M
	Strip to strip Connector	2PIN Strip to strip Connector		WW-F2B-POP2T-10	≤120LEDs/M
S 54	/	/	/	/	/
F 65	/	/	/	/	/
R 67	Strip to wire Connector	2PIN Strip to wire Connector		WW-F2R-SW02T-10-300(22)	≤120LEDs/M
	Strip to strip Connector	2PIN Strip to strip Connector		WW-F2R-SOP2T-10	≤120LEDs/M
RW 67	Strip to wire Connector	2PIN Strip to wire Connector		WW-F2R-SW02T-10-300(22)	≤120LEDs/M
	Strip to strip Connector	2PIN Strip to strip Connector		WW-F2R-SOP2T-10	≤120LEDs/M
RM 67	Strip to wire Connector	2PIN Strip to wire Connector		WW-F2R-SW02T-10-300(22)	≤120LEDs/M
	Strip to strip Connector	2PIN Strip to strip Connector		WW-F2R-SOP2T-10	≤120LEDs/M

Packaging Diagram













Packaging information

















Ingress protection rating	Bag size	Inner carton		Outer carton		N.W	G.W	Outer carton volume
		Size	Reel/ctn	Size	Reel/ctn			
B 20	250*270*0.14mm	/	/	440*400 *260mm	50	5.85KG ±10%	9.95KG ±10%	0.05m³
	9.84*10.63*0.0056 in	/	/	17.32*15.75 *10.24 in	50	12.9 Lbs ±10%	22.94Lbs ±10%	1.62ft³
S 54	250*270*0.14mm	/	/	440*400 *260mm	40	5.2KG ±10%	11.01 KG ±10%	0.05m³
	9.84*10.63*0.0056 in	/	/	17.32*15.748 *10.236 in	40	11.46 Lbs ±10%	24.27Lbs ±10%	1.62ft³
F 65	250*270*0.14mm	/	/	440*400 *260mm	40	7.23KG ±10%	10.93KG ±10%	0.05m³
	9.84*10.63*0.0056 in	/	/	17.32*15.748 *10.236 in	40	15.91Lbs ±10%	24.05Lbs ±10%	1.62ft³
R 67	270*300*0.14mm	/	/	520*370 *300mm	36	13.79KG ±10%	15.19KG ±10%	0.058m³
	10.63*11.81*0.0056 in	/	/	20.47*14.57 *11.81 in	36	30.4Lbs ±10%	33.49Lbs ±10%	2.04ft³
RW 67	270*300*0.14mm	/	/	520*370 *300mm	36	13.79KG ±10%	15.19KG ±10%	0.058m³
	10.63*11.81*0.0056 in	/	/	20.47*14.57 *11.81 in	36	30.4Lbs ±10%	33.49Lbs ±10%	2.04ft³
RM 67	270*300*0.14mm	/	/	520*370 *300mm	36	13.79KG ±10%	15.19KG ±10%	0.058m³
	10.63*11.81*0.0056 in	/	/	20.47*14.57 *11.81 in	36	30.4Lbs ±10%	33.49Lbs ±10%	2.04ft³


Remarks :


- Please contact our sales manager for customized package (color box, blister etc.)


 **Cautions**

IP20	IP54	IP65	IP67	IP68
				
Do not press the surface of LED	Pay attention to high temperature environment	Do not use in strong water waves environment	Resist strong water waves impact	Can apply to underwater do not deeper than 1m
				
Pay attention to damp-proof and dustproof	Do not apply to rainy environment	Can be applied to rainy environment	Do not apply to underwater environment for a long time	No direct sunlight

							
Do not tie a knot	Do not winding	Do not twist	Do not cut when it is working	Recommended the continuous working time do not exceed 12 hours daily	-20°C~+45°C (-4°F~+113°F)	0°C~+60°C (32°F~+140°F)	Operated by professionals
							
Pay attention to the application environment	IP Level will change after cutting	Do not pull and crash	Connected to power supply every 5 meters	Power supply must be connected to ground(GND)	The minimum bending diameter > 60mm	Power supply retain > 20%	Note the positive and negative poles

 For cutting LED strip operation, it is necessary to use the standard accessories provided by Dilux (e.g. DC wire, end-cap, front-cap, adhesive, etc.), and according to the correct cutting and connecting method for the installation.

 For avoiding LED get vulcanized, LED strip should be installed in the environment where does not has oil and corrosive substances. Such as these substances which contain Sulphur, Bromine, Iodine and Chlorine. Some other chemical elements which will cause Aromatic hydrocarbons releasing(such as: methylbenzene, xylene, methyl acetoacetate Ethyl acetate etc.),The environment in which includes strong acid and strong base.

 During the warranty period, only defective products are acceptable to be replaced by the factory. Factory is not responsible for other expenses because of replacement, such as transportation fee, installation fee, etc..

**** If you do not follow the above "Cautions" to operate and result in damaging the product, the factory will not accept maintenance and return. ****
****The right of final interpretation is owned by Dilux.**