

Product Specification

Flexible LED Strip AC 230V LED HV Strip

2835 AC230V 140LEDs/M IP65

HVFLST2XCR-XX-EU-HR-HQ-CV
&
HVFLST2XCR-XX-EU-HR-HQ-CV-EP



HK Office :

Unit 1901, 19th Floor, NanYang Plaza, No. 57 Hung To Road
Kwun Tong, Kowloon, Hong Kong

China Factory :

Zhiyang Science and Technology Park, 10 Zhiyang Road, Zhangge,
Fucheng Street, Longhua District, Shenzhen, Guangdong, China


Tel : (852) 3152 3059 (10 lines)


Fax : (852) 3152 3039




Tel : (86) 755 8601 9190

Fax : (86) 755 8601 9197

<p>Product Features</p> <ul style="list-style-type: none"> ● Silicon material, high reliability, electrical insulation; ● Self-encapsulated design offer four optional white light from 2600-6500K; ● High quality FPC, authentic 3M tape; ● Short circuit protection; ● Anti-thunder & Over-voltage protection. ● Light source lifetime:50K hours(L70); ● Meet (EU)2019/2020 ErP regulations. ● Min. Bending Diameter: Φ60mm ● Max. length(M): 50M 	
<p>Technology info</p> <ul style="list-style-type: none"> ● Lighting Technology: LED ● DLS or NDLS: NDLS ● MLS or NMLS: MLS 	<p>Certification Standards</p> <ul style="list-style-type: none"> □ □ EN55015:2013+A1 □ □ EN61547:2009 □ □ EN60598-1:2015 □ □ EN60598-2-20:2015 □ □ EN62493:2015 □ □ EN62471:2008

<p>Non-ErP Waterpro of Type</p>	
	<p>3 Years Warranty</p>

<p>ErP Waterpro of Type</p>	
	<p>3 Years Warranty</p>

HVFLST2XCR-XX-EU-HR-HQ-CV Parameters for non-ErP

Model NO.	CRI (Ra)	Rf	Rg	Typical Power (W/M)	Max. Power (W/M)	Color	LED Color Temp.(K) Wavelength(nm)*	3SDCM LED Color Temp.(K) Wavelength(nm)**	Typ. Luminous Flux LM/M(39.37in)	Rated voltage
HVFLST2WCR-05-EU-HR-HQ-CV	80	82	96	17	18.7	Warm White	2600-2900K	/	1750	AC 230V
HVFLST2WCR-05-EU-HR-HQ-CV				17	18.7	Warm White	2900-3200K	/	1850	
HVFLST2NCR-05-EU-HR-HQ-CV				17	18.7	Natural White	3700-4250K	/	1950	
HVFLST2SCR-05-EU-HR-HQ-CV				17	18.7	Standard White	5700-6500K	/	1930	
HVFLST2WCR-10-EU-HR-HQ-CV	80	82	96	17	18.7	Warm White	2600-2900K	/	1750	AC 230V
HVFLST2WCR-10-EU-HR-HQ-CV				17	18.7	Warm White	2900-3200K	/	1850	
HVFLST2NCR-10-EU-HR-HQ-CV				17	18.7	Natural White	3700-4250K	/	1950	
HVFLST2SCR-10-EU-HR-HQ-CV				17	18.7	Standard White	5700-6500K	/	1930	
HVFLST2WCR-20-EU-HR-HQ-CV	80	82	96	17	18.7	Warm White	2600-2900K	/	1750	AC 230V
HVFLST2WCR-20-EU-HR-HQ-CV				17	18.7	Warm White	2900-3200K	/	1850	
HVFLST2NCR-20-EU-HR-HQ-CV				17	18.7	Natural White	3700-4250K	/	1950	
HVFLST2SCR-20-EU-HR-HQ-CV				17	18.7	Standard White	5700-6500K	/	1930	
HVFLST2WCR-25-EU-HR-HQ-CV	80	82	96	17	18.7	Warm White	2600-2900K	/	1750	AC 230V
HVFLST2WCR-25-EU-HR-HQ-CV				17	18.7	Warm White	2900-3200K	/	1850	
HVFLST2NCR-25-EU-HR-HQ-CV				17	18.7	Natural White	3700-4250K	/	1950	
HVFLST2SCR-25-EU-HR-HQ-CV				17	18.7	Standard White	5700-6500K	/	1930	
HVFLST2WCR-50-EU-HR-HQ-CV	80	82	96	17	18.7	Warm White	2600-2900K	/	1750	AC 230V
HVFLST2WCR-50-EU-HR-HQ-CV				17	18.7	Warm White	2900-3200K	/	1850	
HVFLST2NCR-50-EU-HR-HQ-CV				17	18.7	Natural White	3700-4250K	/	1950	
HVFLST2SCR-50-EU-HR-HQ-CV				17	18.7	Standard White	5700-6500K	/	1930	

Remarks:

- * The above color temperature is the color temperature of LED source.
- ** Indicates SDCM<3 model is available, part number will add the suffix "-3S".
- The typ. Luminous flux tolerance range is $\pm 10\%$ (subject to the manufacturer's instrument test).

Test condition of above technical data:

- Surrounding temperature: 26°C.
- Test while turning on.
- The above technical data, including typical power are based on the test of 0.6m.

HVFLST2XCR-XX-EU-HR-HQ-CV-EP

Parameters for ErP

Model NO.	CRI (Ra)	Rf	Rg	Typical Power (W/M)	Max. Power (W/M)	Color	LED Color Temp.(K) Wavelength(nm)*	Luminous Flux LM/M(39.37')	Lumen/watt	Energy Efficiency class	Rated voltage
HVFLST2WCR-05-EU-HR-HQ-CV-EP	80	82	96	18	19.8	Warm White	2700K	1780	99	F	AC 230V
HVFLST2WCR-05-EU-HR-HQ-CV-EP						Warm White	3000K	1880	104	F	
HVFLST2NCR-05-EU-HR-HQ-CV-EP						Natural White	4000K	1980	110	E	
HVFLST2SCR-05-EU-HR-HQ-CV-EP						Standard White	6000K	1960	109	F	
HVFLST2WCR-10-EU-HR-HQ-CV-EP	80	82	96	18	19.8	Warm White	2700K	1780	99	F	AC 230V
HVFLST2WCR-10-EU-HR-HQ-CV-EP						Warm White	3000K	1880	104	F	
HVFLST2NCR-10-EU-HR-HQ-CV-EP						Natural White	4000K	1980	110	E	
HVFLST2SCR-10-EU-HR-HQ-CV-EP						Standard White	6000K	1960	109	F	
HVFLST2WCR-20-EU-HR-HQ-CV-EP	80	82	96	18	19.8	Warm White	2700K	1780	99	F	AC 230V
HVFLST2WCR-20-EU-HR-HQ-CV-EP						Warm White	3000K	1880	104	F	
HVFLST2NCR-20-EU-HR-HQ-CV-EP						Natural White	4000K	1980	110	E	
HVFLST2SCR-20-EU-HR-HQ-CV-EP						Standard White	6000K	1960	109	F	
HVFLST2WCR-25-EU-HR-HQ-CV-EP	80	82	96	18	19.8	Warm White	2700K	1780	99	F	AC 230V
HVFLST2WCR-25-EU-HR-HQ-CV-EP						Warm White	3000K	1880	104	F	
HVFLST2NCR-25-EU-HR-HQ-CV-EP						Natural White	4000K	1980	110	E	
HVFLST2SCR-25-EU-HR-HQ-CV-EP						Standard White	6000K	1960	109	F	
HVFLST2WCR-50-EU-HR-HQ-CV-EP	80	82	96	18	19.8	Warm White	2700K	1780	99	F	AC 230V
HVFLST2WCR-50-EU-HR-HQ-CV-EP						Warm White	3000K	1880	104	F	
HVFLST2NCR-50-EU-HR-HQ-CV-EP						Natural White	4000K	1980	110	E	
HVFLST2SCR-50-EU-HR-HQ-CV-EP						Standard White	6000K	1960	109	F	

Remarks:

- *The above color temperature is the color temperature of LED source.

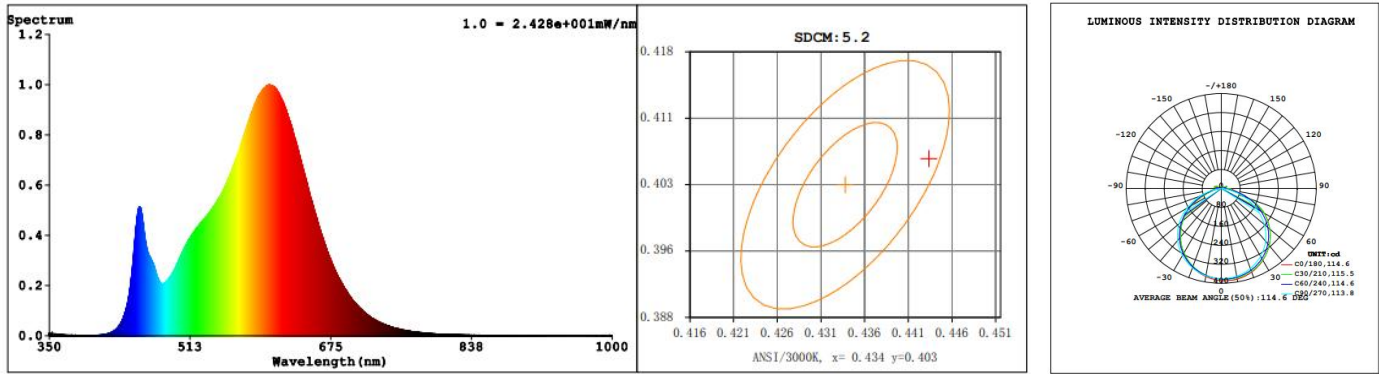
Test condition of above technical data:

- Surrounding temperature: 26 °C.
- Test after 10 mins turned on.

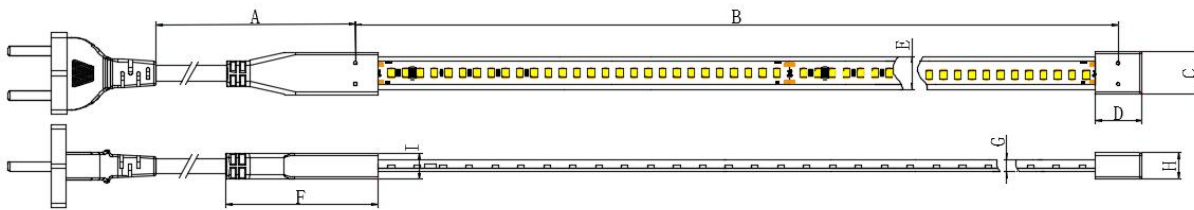
ErP Note:

- According to the new ErP 2019/2020 regulation for each 0.5m or nearest 0.5m strip, the following requirements must be met:
- Measured power ≤ Pon +5% ;
- Measured lumen ≥Useful luminous flux -10%;
- Measured CRI ≥ Declared CRI-2
- The above technical data, including typical power are based on the test of 0.6m
- Only for industrial application.

Optical Test Diagram



Dimension Drawing




5 M								
A	B	C	D	E	F	G	H	I
1000±20mm	5000±50mm	14±0.5mm	12±0.5mm	12±0.5mm	51±1mm	4.6±0.3mm	6.5±0.5mm	7.8±0.5mm
39.37±0.787in	196.85±1.968in	0.551±0.019in	0.472±0.019in	0.472±0.019in	2.007±0.039in	0.181±0.011in	0.255±0.019in	0.307±0.019in
10 M								
A	B	C	D	E	F	G	H	I
1000±20mm	10000±50mm	14±0.5mm	12±0.5mm	12±0.5mm	51±1mm	4.6±0.3mm	6.5±0.5mm	7.8±0.5mm
39.37±0.787in	393.7±1.968in	0.551±0.019in	0.472±0.019in	0.472±0.019in	2.007±0.039in	0.181±0.011in	0.255±0.019in	0.307±0.019in
20 M								
A	B	C	D	E	F	G	H	I
1000±20mm	20000±50mm	14±0.5mm	12±0.5mm	12±0.5mm	51±1mm	4.6±0.3mm	6.5±0.5mm	7.8±0.5mm
39.37±0.787in	787.4±1.968in	0.551±0.019in	0.472±0.019in	0.472±0.019in	2.007±0.039in	0.181±0.011in	0.255±0.019in	0.307±0.019in
25 M								
A	B	C	D	E	F	G	H	I
1000±20mm	25000±50mm	14±0.5mm	12±0.5mm	12±0.5mm	51±1mm	4.6±0.3mm	6.5±0.5mm	7.8±0.5mm
39.37±0.787in	984.25±1.968in	0.551±0.019in	0.472±0.019in	0.472±0.019in	2.007±0.039in	0.181±0.011in	0.255±0.019in	0.307±0.019in
50 M								
A	B	C	D	E	F	G	H	I
1000±20mm	50000±50mm	14±0.5mm	12±0.5mm	12±0.5mm	51±1mm	4.6±0.3mm	6.5±0.5mm	7.8±0.5mm
39.37±0.787in	1968.5±1.968in	0.551±0.019in	0.472±0.019in	0.472±0.019in	2.007±0.039in	0.181±0.011in	0.255±0.019in	0.307±0.019in

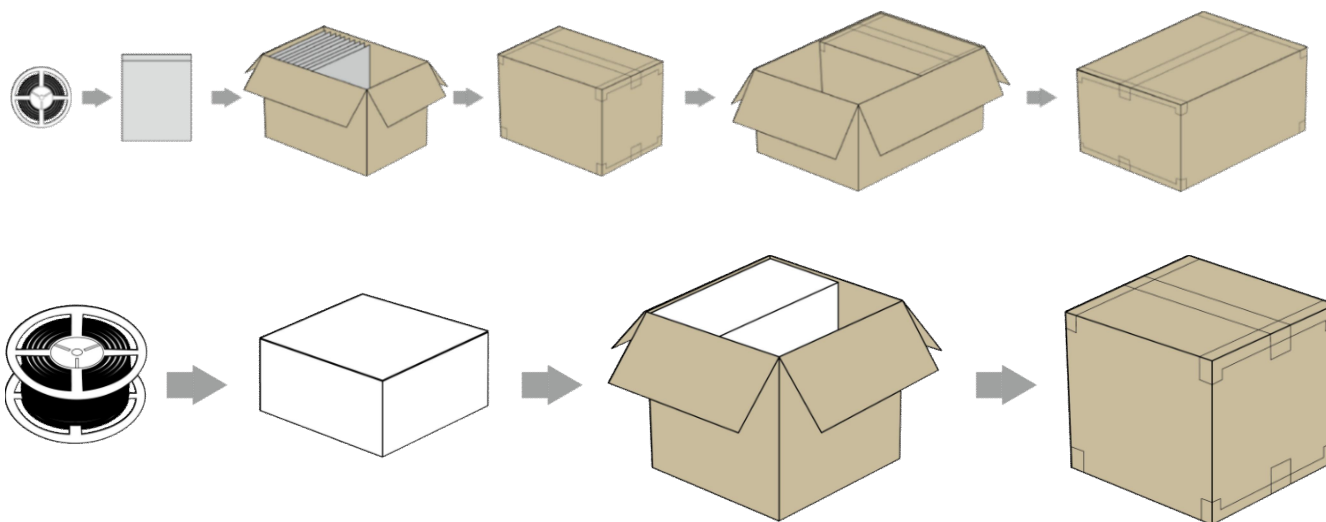
Remarks:

- If you need further information, please contact our sales manager.

Standard Accessories

Buckle		WW-FLS102JJA-MC	Fixing clip and screws
--------	---	-----------------	------------------------

Packaging Diagram



Packaging Information

Length	Reel size	Inner carton		Outer carton		N.W	G.W	Outer carton volume
		Size	Reel/ctn	Size	Reel/ctn			
5m	220*16mm	350*250*280mm	12	520*370*300mm	24	8.99KG±10%	13.228KG ±10%	0.0577m ³
	8.66*0.62in	13.77*9.84*11.02in	12	20.47*14.56*11.81in	24	19.77Lbs ±10%	29.1Lbs ±10%	2.037ft ³
10m	254*45mm	270*255*53mm	1	280*240*285mm	4	3.311KG±10%	5.170KG ±10%	0.0192m ³
	10*1.77in	10.63*10.04*2.09in	1	11.02*9.45*11.22in	4	7.30Lbs ±10%	11.40Lbs ±10%	0.676ft ³
20m	330*50mm	345*330*61mm	1	365*265*350mm	4	5.608KG ±10%	8.673KG ±10%	0.0335m ³
	12.99*1.96in	13.58*12.99*2.4in	1	14.37*10.43*13.77in	4	12.36Lbs ±10%	19.115Lbs ±10%	1.185ft ³
25m	330*70mm	345*330*82mm	1	362*350*185mm	2	3.378KG ±10%	5.328KG ±10%	0.0234m ³
	12.99*2.76in	13.58*12.99*3.23in	1	14.25*13.78*7.28in	2	7.45Lbs ±10%	11.75Lbs ±10%	0.828ft ³
50m	330*110mm	345*330*122mm	1	365*265*350mm	2	6.25KG ±10%	8.525KG ±10%	0.0335m ³
	12.99*4.33in	13.58*12.99*4.8in	1	14.37*10.43*13.77in	2	13.778 Lbs ±10%	18.793Lbs ±10%	1.185ft ³

Remarks :

- Please contact our sales manager for customized package (color box, blister etc.)

 **Cautions**



Do not pull and crash



Connected to power supply every 50 meters



The minimum bending diameter > 100mm



Please follow the user manual for installation



Operate carefully to avoid electric shock



Power supply retain > 20%



Note the positive and negative poles



Do not press the surface of LED



Only can be used in wet place, do not contact with water directly



No direct sunlight



Do not put plug, bridge rectifier, front and end cap into water



Pay attention to the power and ensure that the power supply wire is not overload



Ensure the output rated voltage operate within ±5%



Twist angle > 45°



Operated by professionals



Ensure circuit protector for the electric circuit



The continuous working time do not exceed 12 hours daily



Storage temperature
0°C ~ +60°C
(32°F ~ +140°F)



Operating temperature
-20°C ~ +45°C
(-4°F ~ +113°F)



Relative humidity
40%-70%



Storage life is within 6 months



Defective product photo should be provided for warranty



For avoiding LED get vulcanized, LED strip should be installed in the environment where does not has oil and corrosive substances. Such as these substances which contain Sulphur, Bromine, Iodine and Chlorine. Some other chemical elements which will cause Aromatic hydrocarbons releasing (such as: methylbenzene, xylene, methyl acetoacetate Ethyl acetate etc.). The environment in which includes strong acid and strong base.



During the warranty period, only defective products are acceptable to be replaced by the factory. Factory is not responsible for other expenses because of replacement, such as transportation fee, installation fee, etc..

Factory will not be responsible for warranty if product failure happens because of incorrect installation, incorrect use, man-made damage or irresistible external forces (Earthquake, Typhoon, Tsunami, Tornado, etc.)

** If you do not follow the above "Cautions" to operate and result in damaging the product, the factory will not accept maintenance and return.

**The right of final interpretation is owned by Dilux.