

# Product Specification

## SMD LV Strip

### Pro Single Color 24V SCOB 240 LEDs/M

WW-FLS102T23XW240X-24(WCP)-HR-S-CV-HE-GEL(10.2W)  
&  
WW-FLS102T23XW240X-24(WCP)-HR-S-CV-HE-EP-GEL(10.2W)

Apply to ERP Regulation (EU) 2019/2020



HK Office :

Unit 1901, 19th Floor, NanYang Plaza, No. 57 Hung To Road  
Kwun Tong, Kowloon, Hong Kong

China Factory :

Zhiyang Science and Technology Park, 10 Zhiyang Road, Zhangge,  
Fucheng Street, Longhua District, Shenzhen, Guangdong, China


Tel : (852) 3152 3059 (10 lines)




Fax : (852) 3152 3039






Tel : (86) 755 8601 9190

Fax : (86) 755 8601 9197

<p><b>Product Features</b></p> <ul style="list-style-type: none"> <li>• High quality FPC, authentic 3M tape;</li> <li>• Self-encapsulated design 2835 LED;</li> <li>• Light source lifetime:50K hours(L70);</li> <li>• Meet (EU)2019/2020 ErP regulations.</li> <li>• Min. Bending Diameter: Φ60mm</li> <li>• Max. length(M): 5M</li> </ul>	
<p><b>Technology info</b></p> <ul style="list-style-type: none"> <li>• Lighting Technology: LED</li> <li>• DLS or NDLS: NDLS</li> <li>• MLS or NMLS: NMLS</li> </ul>	<p><b>Certification Standards</b></p> <ul style="list-style-type: none"> <li>• EN55015:2019</li> <li>• EN61547:2009</li> <li>• EN60598-1:2015</li> <li>• EN60598-2-20:2015</li> <li>• EN62493:2015</li> <li>• EN62471:2008</li> </ul>

<b>Non-ErP Waterproof Type</b>	 <b>B 20</b>	 <b>F 65</b>	 <b>R 67</b>
	Naked Strip	Silicone Tube	Silicone Extrusion
	5 Years Warranty	5 Years Warranty	5 Years Warranty

<b>ErP Waterproof Type</b>	 <b>B 20</b>	 <b>F 65</b>	 <b>R 67</b>
	Naked Strip	Silicone Tube	Silicone Extrusion
	5 Years Warranty	5 Years Warranty	5 Years Warranty

WW-FLS102T23XW240X-24(WCP)-HR-S-CV-HE-GEL(10.2W)

Parameters for non-Erp

IP Grade	Model NO.	CRI (Ra)	Rf	Rg	Typical Power (W/M)	Max. Power (W/M)	Color	LED Color Temp.(K) Wavelength(nm)*	Typ. Luminous Flux LM/M(39.37in)	Rated voltage
B 20	WW-FLS102T23XW240B-24(WCP)-HR-S-CV-HE-GEL(10.2W)	80	82	96	9.6	10.56	Warm White	2600-2900K	1220	DC 24V
							Warm White	2900-3200K	1250	
							Natural White	3700-4250K	1310	
							Standard White	5700-6500K	1240	
F 65	WW-FLS102T23XW240F-24(WCP)-HR-S-CV-HE-GEL(10.2W)	80	82	96	9.6	10.56	Warm White	2600-2900K	1180	DC 24V
							Warm White	2900-3200K	1190	
							Natural White	3700-4250K	1270	
							Standard White	5700-6500K	1200	
R 67	WW-FLS102T23XW240R-24(WCP)-HR-S-CV-HE-GEL(10.2W)	80	82	96	9.6	10.56	Warm White	2600-2900K	1140	DC 24V
							Warm White	2900-3200K	1160	
							Natural White	3700-4250K	1210	
							Standard White	5700-6500K	1150	

Remarks:

- \*The above color temperature is the color temperature of LED source.
- The typ. Luminous flux tolerance range is  $\pm 10\%$  (subject to the manufacturer's instrument test).

Test condition of above technical data:

- Surrounding temperature: 26°C.
- Test while turning on.

**WW-FLS102T23XW240X-24(WCP)-HR-S-CV-HE-EP-GEL(10.2W)**

**Parameters for Erp**

IP Grade	Model NO.	CRI (Ra)	Rf	Rg	Typical Power (W/M)	Max. Power (W/M)	Color	LED Color Temp.(K) Wavelength(nm) <sup>*</sup>	Luminous Flux LM/M(39.37')	Lumen/watt	Energy Efficiency class	Chromaticity Coordinate (X,Y)	Rated voltage
B 20	WW-FLS102T23XW240B-24(WCP)-HR-S-CV-HE-EP-GEL(10.2W)	80	82	96	10.2	11.22	Warm White	2700K	1391	136	D	0.4579,0.4207	DC 24V
							Warm White	3000K	1423	140	D	0.4326,0.4138	
							Natural White	4000K	1488	146	D	0.3808,0.3872	
							Standard White	6000K	1412	138	D	0.3161,0.3355	
F 65	WW-FLS102T23XW240F-24(WCP)-HR-S-CV-HE-EP-GEL(10.2W)	80	82	96	10.2	11.22	Warm White	2700K	1348	132	E	0.4579,0.4207	DC 24V
							Warm White	3000K	1358	133	E	0.4326,0.4138	
							Natural White	4000K	1445	142	D	0.3808,0.3872	
							Standard White	6000K	1369	134	E	0.3161,0.3355	
R 67	WW-FLS102T23XW240R-24(WCP)-HR-S-CV-HE-EP-GEL(10.2W)	80	82	96	10.2	11.22	Warm White	2700K	1294	127	E	0.4579,0.4207	DC 24V
							Warm White	3000K	1326	130	E	0.4326,0.4138	
							Natural White	4000K	1380	135	D	0.3808,0.3872	
							Standard White	6000K	1304	128	E	0.3161,0.3355	

Remarks:

- \*The above color temperature is the color temperature of LED source.

Test condition of above technical data:

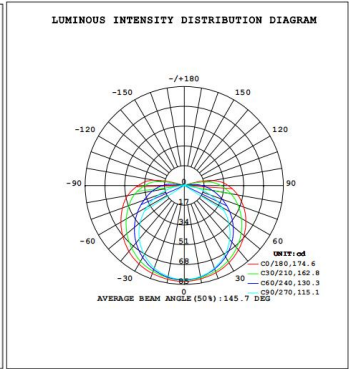
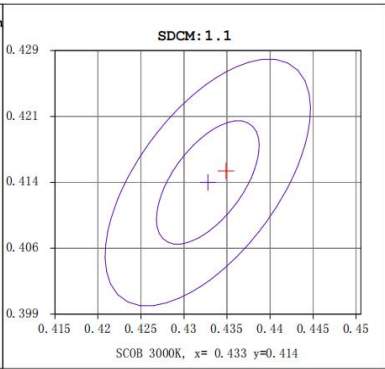
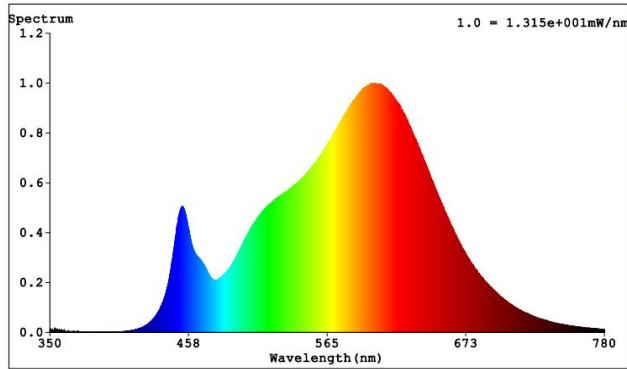
- Surrounding temperature: 26 °C.
- Test after 10 mins turned on.

ErP Note:

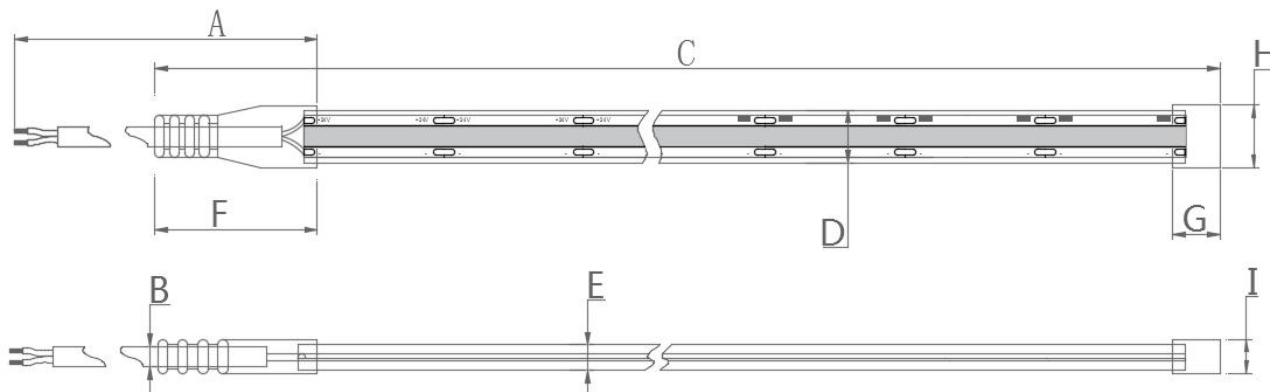
- According to the new ErP 2019/2020 regulation for each 0.5m or nearest 0.5m strip, the following requirements must be met:
- Measured power ≤ Pon +5% ;
- Measured lumen ≥Useful luminous flux -10%;
- Measured CRI ≥ Declared CRI-2
- The above technical data, including typical power are based on the test of 0.5m.

Optical Test Diagram

Spectrum



## Dimension Drawing

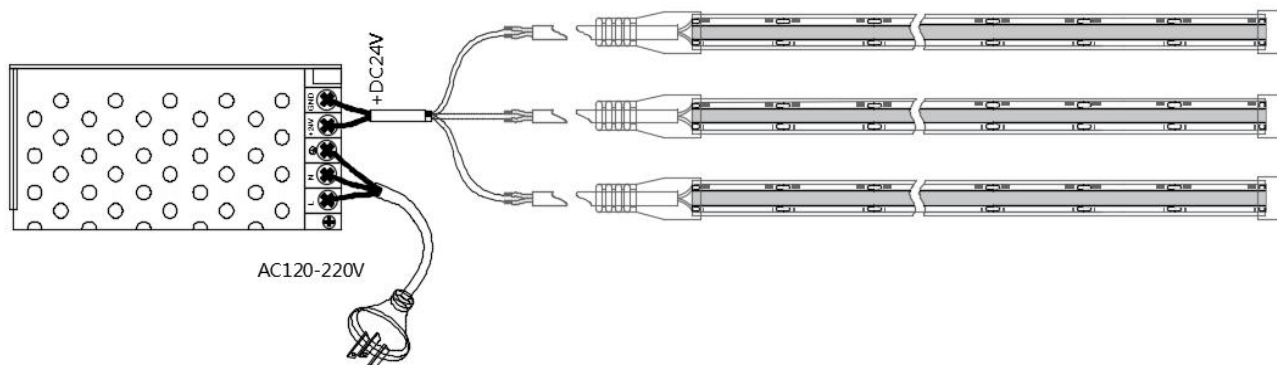


IP Grade	A Cable Length	B cable diameter	C Strip length	D Strip width	E Strip thickness	F Front cap length	G End cap length	H Cap width	I Cap thickness
<b>E 20</b>	300±10mm	Φ1.8±0.2mm	5000±50mm	10±0.5mm	3.3±0.5mm	/	/	/	/
	11.81±0.39in	0.07±0.01in	196.85±1.97in	0.39±0.02in	0.13±0.02in	/	/	/	/
<b>F 65</b>	315±10mm	Φ4.0±0.2mm	5020±50mm	12±0.5mm	5.5±0.5mm	23±0.5mm	10±0.5mm	14±0.5mm	7.5±0.5mm
	12.40±0.39in	0.16±0.01in	197.64±1.97in	0.47±0.02in	0.22±0.02in	0.91±0.02in	0.39±0.02in	0.55±0.02in	0.30±0.02in
<b>R 67</b>	315±10mm	Φ6.0±0.2mm	5020±50mm	12±0.5mm	6.5±0.5mm	32±0.5mm	12±0.5mm	14±0.5mm	8.5±0.5mm
	12.40±0.39in	0.236±0.008 in	197.64±1.97in	0.47±0.02in	0.26±0.02in	1.26±0.02in	0.47±0.02in	0.55±0.02in	0.33±0.02in





**Remarks:**

- If you need further information, please contact our sales manager.




## Circuit Diagram



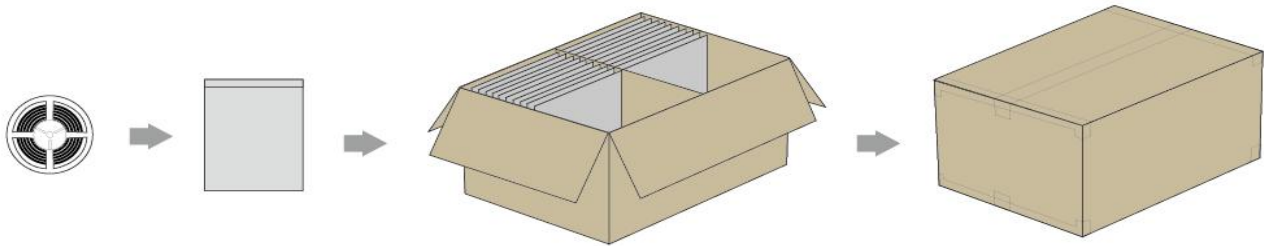
## Standard Accessories

IP Grade	Category	Description	Picture	Part No.	Application
B 20	/	/	/	/	/
	/	/	/	/	/
F 65	Connection Accessories	Front cap+End cap+Cable		WW-FLS102F-CW-S(10mm)	10mm Type F
	Installation Accessories	Installation Buckle+Screws		WW-FLS102JJA-MC	Waterproof strip
R 67	Connection Accessories	Front cap+End cap+Cable		WW-FLS102R-CW-S(10mm)	10mm Type R
	Installation Accessories	Installation Buckle+Screws		WW-FLS102JJA-MC	Waterproof strip

## Optional Accessories

IP Level	Category	Description	Picture	Part No.	Density
B 20	Strip to wire Connector	2PIN Strip to wire Connector		WW-F2B-PWP2T-10(COB)	COB
	Strip to wire Connector	2PIN Strip to wire Connector		WW-F2B-OWP2T-10(COB)	COB
	Strip to strip Connector	2PIN Strip to strip Connector		WW-F2B-POP2T-10(COB)	COB
F 65	/	/	/	/	/
	/	/	/	/	/
	/	/	/	/	/
R 67	/	/	/	/	/
	/	/	/	/	/
	/	/	/	/	/

## Packaging Diagram



## Packaging information











Ingress protection rating	Bag size	Inner carton		Outer carton		N.W	G.W	Outer carton volume
		Size	Reel/ctn	Size	Reel/ctn			
E 20	250*270*0.14mm	/	/	440*400*260mm	50	6.97KG ±10%	11.14KG ±10%	0.04576m3
	9.84*10.63*0.0056 in	/	/	17.32*15.748*10.236 in	50	15.37Lbs ±10%	24.56Lbs ±10%	1.616ft3
F 65	270*300*0.14mm	/	/	520*370*300mm	36	11.21KG ±10%	17.10KG ±10%	0.04576 m3
	10.63*11.81*0.0056 in	/	/	20.5*14.6*11.81in	36	24.71Lbs ±10%	37.70Lbs ±10%	1.616 ft3
R 67	270*300*0.14mm	/	/	520*370*300mm	36	15.20KG ±10%	20.96KG ±10%	0.0578m3
	10.63*11.81*0.0056 in	/	/	20.5*14.6*11.81in	36	33.51Lbs ±10%	46.21Lbs ±10%	2.04ft3

















**Remarks :**


- Please contact our sales manager for customized package (color box, blister etc.)





 **Cautions**

IP20	IP54	IP65	IP67	IP68
				
Do not press the surface of LED	Pay attention to high temperature environment	Do not use in strong water waves environment	Resist strong water waves impact	Can apply to underwater do not deeper than 1m
				
Pay attention to damp-proof and dustproof	Do not apply to rainy environment	Can be applied to rainy environment	Do not apply to underwater environment for a long time	No direct sunlight

							
Do not tie a knot	Do not winding	Do not twist	Do not cut when it is working	Recommended the continuous working time do not exceed 12 hours daily	-20°C~+45°C (-4°F~+113°F)	0°C~+60°C (32°F~+140°F)	Operated by professionals
							
Pay attention to the application environment	IP Level will change after cutting	Do not pull and crash	Connected to power supply every 5 meters	Power supply must be connected to ground(GND)	The minimum bending diameter > 60mm	Power supply retain > 20%	Note the positive and negative poles

 For cutting LED strip operation, it is necessary to use the standard accessories provided by Dilux (e.g. DC wire, end-cap, front-cap, adhesive, etc.), and according to the correct cutting and connecting method for the installation.

 For avoiding LED get vulcanized, LED strip should be installed in the environment where does not has oil and corrosive substances. Such as these substances which contain Sulphur, Bromine, Iodine and Chlorine. Some other chemical elements which will cause Aromatic hydrocarbons releasing(such as: methylbenzene, xylene, methyl acetoacetate Ethyl acetate etc.),The environment in which includes strong acid and strong base.

 During the warranty period, only defective products are acceptable to be replaced by the factory. Factory is not responsible for other expenses because of replacement, such as transportation fee, installation fee, etc..

**\*\* If you do not follow the above "Cautions" to operate and result in damaging the product, the factory will not accept maintenance and return. \*\*The right of final interpretation is owned by Dilux.**