

Product Specification

SMD HV Strip

POP SMD AC230V 74 LEDs/M

Driver External Without Wire

Flicker-free or Rectify

HVFLST2X8E-XX-EU-HR-WP-EP (XX)

&

HVFLST2X8E-XX-EU-HR-WP (XX)

Apply to ERP Regulation (EU) 2019/2020



HK Office :

Unit 1901, 19th Floor, NanYang Plaza, No. 57 Hung To Road
Kwun Tong, Kowloon, Hong Kong

China Factory :

Zhiyang Science and Technology Park, 10 Zhiyang Road, Zhangge,
Fucheng Street, Longhua District, Shenzhen, Guangdong, China

Tel : (852) 3152 3059 (10 lines)

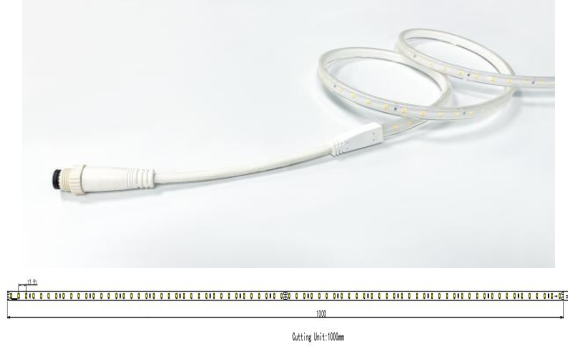
Fax : (852) 3152 3039





Tel : (86) 755 8601 9190



Fax : (86) 755 8601 9197

<p>Product Features</p> <ul style="list-style-type: none"> • Self-encapsulated design 2835 LED; • Light source lifetime:30K hours(L70); • Meet (EU)2019/2020 ErP regulations. • Min. Bending Diameter: Φ100mm • With Rectify Max. length(M): 50M • With Flicker-free Max.length(M): 50M 	
<p>Technology info</p> <ul style="list-style-type: none"> • Lighting Technology: LED • DLS or NDLS: NDLS • MLS or NMLS: MLS 	<p>Certification Standards</p> <ul style="list-style-type: none"> • EN55015:2019+A11 • EN61547:2009 • EN60598-1:2015 • EN60598-2-20:2015 • EN62493:2015 • EN62471:2008

<p>Non-ErP Waterpro of Type</p>	
	<p>E 65</p> <p>3 Years Warranty</p>

<p>ErP Waterpro of Type</p>	
	<p>E 65</p> <p>3 Years Warranty</p>

HVFLST2X8E-XX-EU-HR-WP (XX)

Parameters for non-ErP

Rectify

Model NO.	CRI (Ra)	Rf	Rg	Typical Power (W/M)	Max. Power (W/M)	Color	LED Color Temp.(K) Wavelength(nm)*	Typ. Luminous Flux LM/M(39.37in)	Rated voltage
HVFLST2W8E-05-EU-HR-WP (LH)	80	82	96	6.8	7.48	Warm White	2600-2850K	665	AC 230V
HVFLST2W8E-05-EU-HR-WP (LH)				6.8	7.48	Warm White	2800-3200K	680	
HVFLST2N8E-05-EU-HR-WP (LH)				6.8	7.48	Natural White	3800-4200K	700	
HVFLST2S8E-05-EU-HR-WP (LH)				6.8	7.48	Standard White	6100-6800K	700	
HVFLST2W8E-10-EU-HR-WP (LH)	80	82	96	6.8	7.48	Warm White	2600-2850K	665	AC 230V
HVFLST2W8E-10-EU-HR-WP (LH)				6.8	7.48	Warm White	2800-3200K	680	
HVFLST2N8E-10-EU-HR-WP (LH)				6.8	7.48	Natural White	3800-4200K	700	
HVFLST2S8E-10-EU-HR-WP (LH)				6.8	7.48	Standard White	6100-6800K	700	
HVFLST2W8E-20-EU-HR-WP (LH)	80	82	96	6.8	7.48	Warm White	2600-2850K	665	AC 230V
HVFLST2W8E-20-EU-HR-WP (LH)				6.8	7.48	Warm White	2800-3200K	680	
HVFLST2N8E-20-EU-HR-WP (LH)				6.8	7.48	Natural White	3800-4200K	700	
HVFLST2S8E-20-EU-HR-WP (LH)				6.8	7.48	Standard White	6100-6800K	700	
HVFLST2W8E-25-EU-HR-WP (LH)	80	82	96	6.8	7.48	Warm White	2600-2850K	665	AC 230V
HVFLST2W8E-25-EU-HR-WP (LH)				6.8	7.48	Warm White	2800-3200K	680	
HVFLST2N8E-25-EU-HR-WP (LH)				6.8	7.48	Natural White	3800-4200K	700	
HVFLST2S8E-25-EU-HR-WP (LH)				6.8	7.48	Standard White	6100-6800K	700	
HVFLST2W8E-50-EU-HR-WP (LH)	80	82	96	6.8	7.48	Warm White	2600-2850K	665	AC 230V
HVFLST2W8E-50-EU-HR-WP (LH)				6.8	7.48	Warm White	2800-3200K	680	
HVFLST2N8E-50-EU-HR-WP (LH)				6.8	7.48	Natural White	3800-4200K	700	
HVFLST2S8E-50-EU-HR-WP (LH)				6.8	7.48	Standard White	6100-6800K	700	

Remarks:

- * The above color temperature is the color temperature of LED source.
- The typ. Luminous flux tolerance range is ±10% (subject to the manufacturer's instrument test).

Test methods of parameter:

- Test while turning on.
- Test 1m strip in the integrating sphere under the condition of input AC230V voltage

Test condition of above technical data:

- Surrounding temperature: 26 °C.
- The above parameters are data of internal power supply

Flicker-free

Model NO.	CRI (Ra)	Rf	Rg	Typical Power (W/M)	Max. Power (W/M)	Color	LED Color Temp.(K) Wavelength(nm)*	Typ. Luminous Flux LM/M(39.37in)	Rated voltage
HVFLST2W8E-05-EU-HR-WP (HF)	80	82	96	6.8	7.48	Warm White	2600-2850K	790	DC 253V
HVFLST2W8E-05-EU-HR-WP (HF)				6.8	7.48	Warm White	2800-3200K	800	
HVFLST2N8E-05-EU-HR-WP (HF)				6.8	7.48	Natural White	3800-4200K	840	
HVFLST2S8E-05-EU-HR-WP (HF)				6.8	7.48	Standard White	6100-6800K	840	
HVFLST2W8E-10-EU-HR-WP (HF)	80	82	96	6.8	7.48	Warm White	2600-2850K	790	DC 253V
HVFLST2W8E-10-EU-HR-WP (HF)				6.8	7.48	Warm White	2800-3200K	800	
HVFLST2N8E-10-EU-HR-WP (HF)				6.8	7.48	Natural White	3800-4200K	840	
HVFLST2S8E-10-EU-HR-WP (HF)				6.8	7.48	Standard White	6100-6800K	840	
HVFLST2W8E-20-EU-HR-WP (HF)	80	82	96	6.8	7.48	Warm White	2600-2850K	790	DC 253V
HVFLST2W8E-20-EU-HR-WP (HF)				6.8	7.48	Warm White	2800-3200K	800	
HVFLST2N8E-20-EU-HR-WP (HF)				6.8	7.48	Natural White	3800-4200K	840	
HVFLST2S8E-20-EU-HR-WP (HF)				6.8	7.48	Standard White	6100-6800K	840	
HVFLST2W8E-25-EU-HR-WP (HF)	80	82	96	6.8	7.48	Warm White	2600-2850K	790	DC 253V
HVFLST2W8E-25-EU-HR-WP (HF)				6.8	7.48	Warm White	2800-3200K	800	
HVFLST2N8E-25-EU-HR-WP (HF)				6.8	7.48	Natural White	3800-4200K	840	
HVFLST2S8E-25-EU-HR-WP (HF)				6.8	7.48	Standard White	6100-6800K	840	
HVFLST2W8E-50-EU-HR-WP (HF)	80	82	96	6.8	7.48	Warm White	2600-2850K	790	DC 253V
HVFLST2W8E-50-EU-HR-WP (HF)				6.8	7.48	Warm White	2800-3200K	800	
HVFLST2N8E-50-EU-HR-WP (HF)				6.8	7.48	Natural White	3800-4200K	840	
HVFLST2S8E-50-EU-HR-WP (HF)				6.8	7.48	Standard White	6100-6800K	840	

Remarks:

- * The above color temperature is the color temperature of LED source.
- The typ. Luminous flux tolerance range is $\pm 10\%$ (subject to the manufacturer's instrument test).

Test methods of parameter:

- Test while turning on.
- Test 1m strip in the integrating sphere under the condition of input DC253V voltage

Test condition of above technical data:

- Surrounding temperature: 26 °C.
- The above parameters are data of internal power supply

HVFLST2X8E-XX-EU-HR-WP-EP (XX)

Parameters for ErP

Rectify

Model NO.	CRI (Ra)	Rf	Rg	Typical Power (W/M)	Max. Power (W/M)	Color	LED Color Temp.(K) Wavelength(nm)*	Luminous Flux LM/M(39.37')	Lumen/watt	Energy Efficiency class	Rated voltage
HVFLST2W8E-05-EU-HR-WP-EP (LH)	80	82	96	7	7.7	Warm White	2700K	670	95.7	F	AC 230V
HVFLST2W8E-05-EU-HR-WP-EP (LH)						Warm White	3000K	700	100	F	
HVFLST2N8E-05-EU-HR-WP-EP (LH)						Natural White	4000K	720	102.8	F	
HVFLST2S8E-05-EU-HR-WP-EP (LH)						Standard White	6500K	720	102.8	F	
HVFLST2W8E-10-EU-HR-WP-EP (LH)	80	82	96	7	7.7	Warm White	2700K	670	95.7	F	AC 230V
HVFLST2W8E-10-EU-HR-WP-EP (LH)						Warm White	3000K	700	100	F	
HVFLST2N8E-10-EU-HR-WP-EP (LH)						Natural White	4000K	720	102.8	F	
HVFLST2S8E-10-EU-HR-WP-EP (LH)						Standard White	6500K	720	102.8	F	
HVFLST2W8E-20-EU-HR-WP-EP (LH)	80	82	96	7	7.7	Warm White	2700K	670	95.7	F	AC 230V
HVFLST2W8E-20-EU-HR-WP-EP (LH)						Warm White	3000K	700	100	F	
HVFLST2N8E-20-EU-HR-WP-EP (LH)						Natural White	4000K	720	102.8	F	
HVFLST2S8E-20-EU-HR-WP-EP (LH)						Standard White	6500K	720	102.8	F	
HVFLST2W8E-25-EU-HR-WP-EP (LH)	80	82	96	7	7.7	Warm White	2700K	670	95.7	F	AC 230V
HVFLST2W8E-25-EU-HR-WP-EP (LH)						Warm White	3000K	700	100	F	
HVFLST2N8E-25-EU-HR-WP-EP (LH)						Natural White	4000K	720	102.8	F	
HVFLST2S8E-25-EU-HR-WP-EP (LH)						Standard White	6500K	720	102.8	F	
HVFLST2W8E-50-EU-HR-WP-EP (LH)	80	82	96	7	7.7	Warm White	2700K	670	95.7	F	AC 230V
HVFLST2W8E-50-EU-HR-WP-EP (LH)						Warm White	3000K	700	100	F	
HVFLST2N8E-50-EU-HR-WP-EP (LH)						Natural White	4000K	720	102.8	F	
HVFLST2S8E-50-EU-HR-WP-EP (LH)						Standard White	6500K	720	102.8	F	

Remarks:

- *The above color temperature is the color temperature of LED source.
- The typ. Luminous flux tolerance range is ±10% (subject to the manufacturer's instrument test).

Test methods of parameter:

- Test after 10 mins turned on.
- Test 1m strip in the integrating sphere under the condition of input AC230V voltage

Test condition of above technical data:

- Surrounding temperature: 26 °C.
- The above parameters are data of internal power supply

ErP Note:

- According to the new ErP 2019/2020 regulation for each 0.5m or nearest 0.5m strip, the following requirements must be met:
- Measured power ≤ Pon +5% ;
- Measured lumen ≥Useful luminous flux -10%;
- Measured CRI ≥ Declared CRI-2
- The above technical data, including typical power are based on the test of 0.6m
- Only for industrial application.

Flicker-free

Model NO.	CRI (Ra)	Rf	Rg	Typical Power (W/M)	Max. Power (W/M)	Color	LED Color Temp.(K) Wavelength(nm)*	Luminous Flux LM/M(39.37')	Lumen/watt	Energy Efficiency class	Rated voltage
HVFLST2W8E-05-EU-HR-WP-EP (HF)	80	82	96	7	7.7	Warm White	2700K	810	115	E	DC 253V
HVFLST2W8E-05-EU-HR-WP-EP (HF)						Warm White	3000K	820	117	E	
HVFLST2N8E-05-EU-HR-WP-EP (HF)						Natural White	4000K	850	121	E	
HVFLST2S8E-05-EU-HR-WP-EP (HF)						Standard White	6500K	850	121	E	
HVFLST2W8E-10-EU-HR-WP-EP (HF)	80	82	96	7	7.7	Warm White	2700K	810	115	E	DC 253V
HVFLST2W8E-10-EU-HR-WP-EP (HF)						Warm White	3000K	820	117	E	
HVFLST2N8E-10-EU-HR-WP-EP (HF)						Natural White	4000K	850	121	E	
HVFLST2S8E-10-EU-HR-WP-EP (HF)						Standard White	6500K	850	121	E	
HVFLST2W8E-20-EU-HR-WP-EP (HF)	80	82	96	7	7.7	Warm White	2700K	810	115	E	DC 253V
HVFLST2W8E-20-EU-HR-WP-EP (HF)						Warm White	3000K	820	117	E	
HVFLST2N8E-20-EU-HR-WP-EP (HF)						Natural White	4000K	850	121	E	
HVFLST2S8E-20-EU-HR-WP-EP (HF)						Standard White	6500K	850	121	E	
HVFLST2W8E-25-EU-HR-WP-EP (HF)	80	82	96	7	7.7	Warm White	2700K	810	115	E	DC 253V
HVFLST2W8E-25-EU-HR-WP-EP (HF)						Warm White	3000K	820	117	E	
HVFLST2N8E-25-EU-HR-WP-EP (HF)						Natural White	4000K	850	121	E	
HVFLST2S8E-25-EU-HR-WP-EP (HF)						Standard White	6500K	850	121	E	
HVFLST2W8E-50-EU-HR-WP-EP (HF)	80	82	96	7	7.7	Warm White	2700K	810	115	E	DC 253V
HVFLST2W8E-50-EU-HR-WP-EP (HF)						Warm White	3000K	820	117	E	
HVFLST2N8E-50-EU-HR-WP-EP (HF)						Natural White	4000K	850	121	E	
HVFLST2S8E-50-EU-HR-WP-EP (HF)						Standard White	6500K	850	121	E	

Remarks:

- *The above color temperature is the color temperature of LED source.
- The typ. Luminous flux tolerance range is $\pm 10\%$ (subject to the manufacturer's instrument test).

Test methods of parameter:

- Test after 10 mins turned on.
- Test 1m strip in the integrating sphere under the condition of input DC253V voltage

Test condition of above technical data:

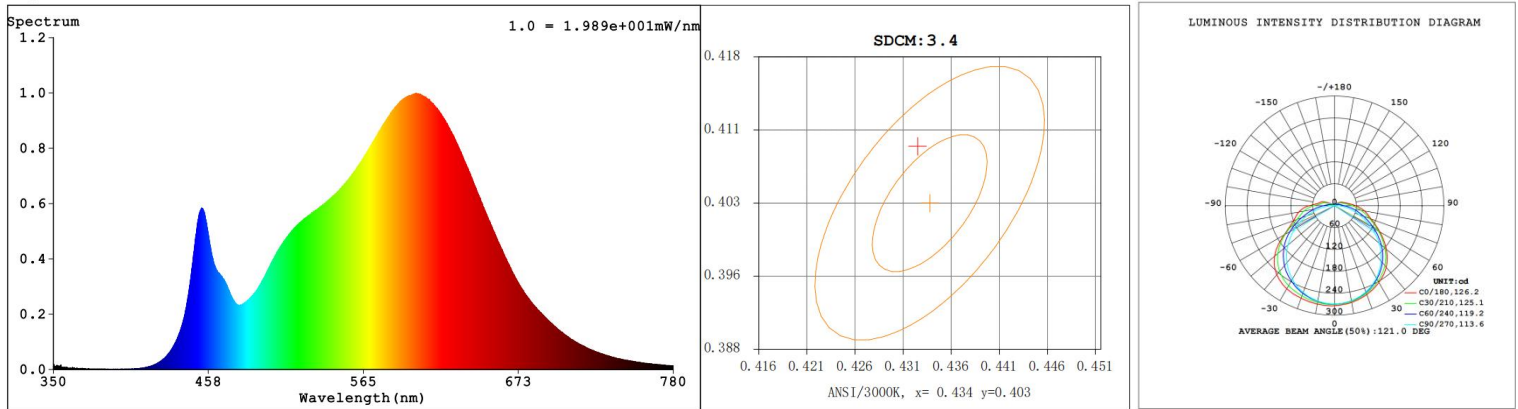
- Surrounding temperature: 26 °C.
- The above parameters are data of internal power supply

ErP Note:

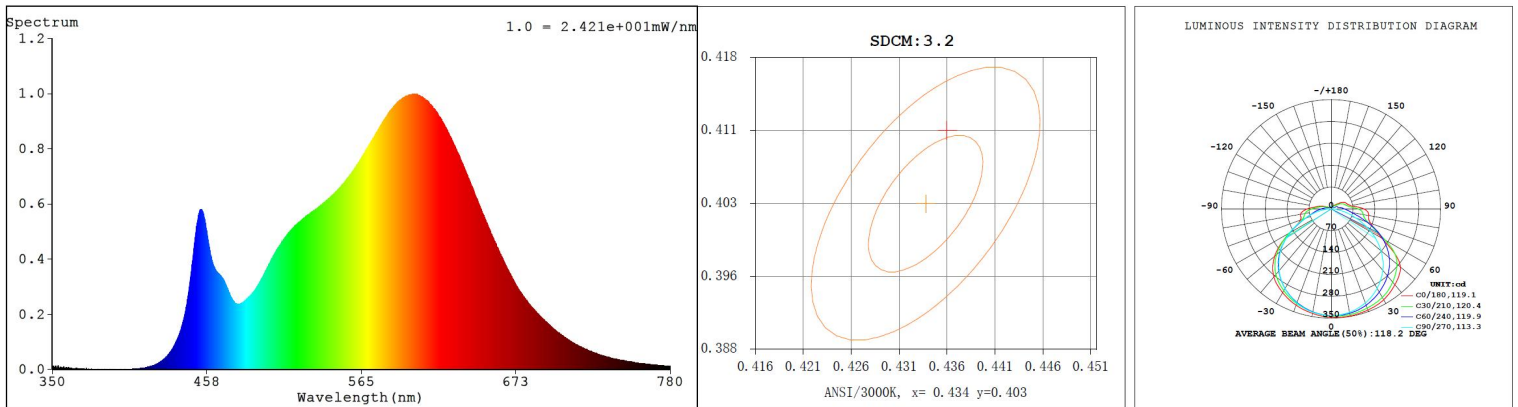
- According to the new ErP 2019/2020 regulation for each 0.5m or nearest 0.5m strip, the following requirements must be met:
- Measured power $\leq P_{on} + 5\%$;
- Measured lumen \geq Useful luminous flux -10% ;
- Measured CRI \geq Declared CRI-2
- The above technical data, including typical power are based on the test of 0.6m
- Only for industrial application.

Optical Test Diagram

Rectify

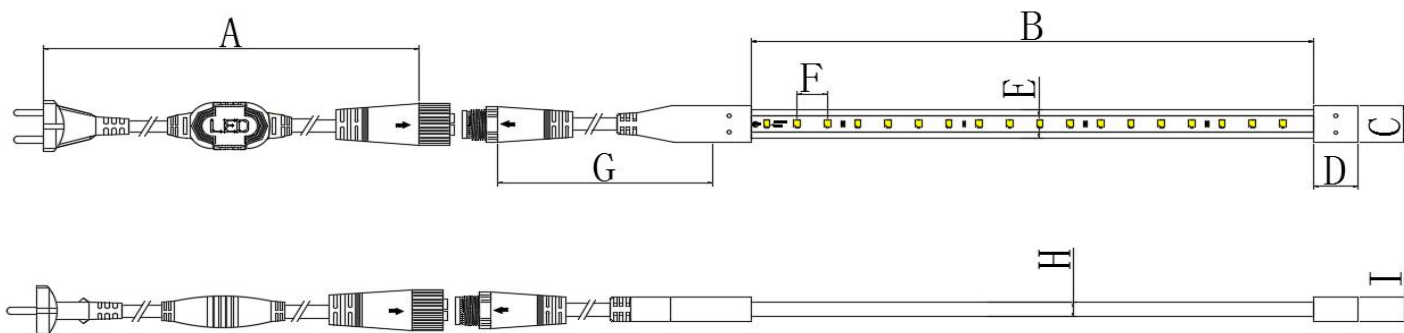


Flicker-free



Dimension Drawing

Rectify

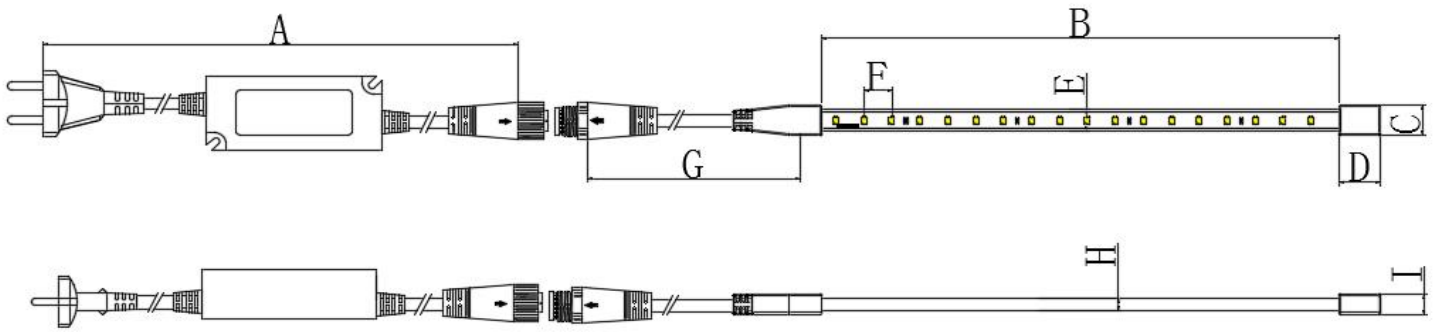


5m	A	B	C	D	E	F	G	H	I
	1550 ± 30mm 61.02 ± 1.181in	5000 ± 30mm 196.8 ± 1.181in	15 ± 0.5mm 0.59 ± 0.019in	20 ± 0.5mm 0.787 ± 0.019in	11 ± 0.5mm 0.433 ± 0.019in	13.51 ± 0.2mm 0.531 ± 0.007in	150 ± 5mm 5.905 ± 0.196in	6 ± 0.5mm 0.236 ± 0.019in	10 ± 0.5mm 0.393 ± 0.019in
10m	A	B	C	D	E	F	G	H	I
	1550 ± 30mm 61.02 ± 1.181in	10000 ± 30mm 393.7 ± 1.181in	15 ± 0.5mm 0.59 ± 0.019in	20 ± 0.5mm 0.787 ± 0.019in	11 ± 0.5mm 0.433 ± 0.019in	13.51 ± 0.2mm 0.531 ± 0.007in	150 ± 5mm 5.905 ± 0.196in	6 ± 0.5mm 0.236 ± 0.019in	10 ± 0.5mm 0.393 ± 0.019in
20m	A	B	C	D	E	F	G	H	I
	1550 ± 30mm 61.02 ± 1.181in	20000 ± 50mm 787.4 ± 1.968in	15 ± 0.5mm 0.59 ± 0.019in	20 ± 0.5mm 0.787 ± 0.019in	11 ± 0.5mm 0.433 ± 0.019in	13.51 ± 0.2mm 0.531 ± 0.007in	150 ± 5mm 5.905 ± 0.196in	6 ± 0.5mm 0.236 ± 0.019in	10 ± 0.5mm 0.393 ± 0.019in
25m	A	B	C	D	E	F	G	H	I
	1550 ± 30mm 61.02 ± 1.181in	25000 ± 50mm 984.2 ± 1.968in	15 ± 0.5mm 0.59 ± 0.019in	20 ± 0.5mm 0.787 ± 0.019in	11 ± 0.5mm 0.433 ± 0.019in	13.51 ± 0.2mm 0.531 ± 0.007in	150 ± 5mm 5.905 ± 0.196in	6 ± 0.5mm 0.236 ± 0.019in	10 ± 0.5mm 0.393 ± 0.019in
50m	A	B	C	D	E	F	G	H	I
	1550 ± 30mm 61.02 ± 1.181in	50000 ± 100mm 1968.5 ± 3.93in	15 ± 0.5mm 0.59 ± 0.019in	20 ± 0.5mm 0.787 ± 0.019in	11 ± 0.5mm 0.433 ± 0.019in	13.51 ± 0.2mm 0.531 ± 0.007in	150 ± 5mm 5.905 ± 0.196in	6 ± 0.5mm 0.236 ± 0.019in	10 ± 0.5mm 0.393 ± 0.019in

Remarks:

If you need further information, please contact our sales manager.

Flicker-free



	A	B	C	D	E	F	G	H	I
5m	1660 ± 30mm	5000 ± 30mm	15 ± 0.5mm	20 ± 0.5mm	11 ± 0.5mm	13.51 ± 0.2mm	150 ± 5mm	6 ± 0.5mm	10 ± 0.5mm
	65.35 ± 1.181in	196.8 ± 1.181in	0.59 ± 0.019in	0.787 ± 0.019in	0.433 ± 0.019in	0.531 ± 0.007in	5.905 ± 0.196in	0.236 ± 0.019in	0.393 ± 0.019in
10m	1660 ± 30mm	10000 ± 30mm	15 ± 0.5mm	20 ± 0.5mm	11 ± 0.5mm	13.51 ± 0.2mm	150 ± 5mm	6 ± 0.5mm	10 ± 0.5mm
	65.35 ± 1.181in	393.7 ± 1.181in	0.59 ± 0.019in	0.787 ± 0.019in	0.433 ± 0.019in	0.531 ± 0.007in	5.905 ± 0.196in	0.236 ± 0.019in	0.393 ± 0.019in
20m	1660 ± 30mm	20000 ± 50mm	15 ± 0.5mm	20 ± 0.5mm	11 ± 0.5mm	13.51 ± 0.2mm	150 ± 5mm	6 ± 0.5mm	10 ± 0.5mm
	65.35 ± 1.181in	787.4 ± 1.968in	0.59 ± 0.019in	0.787 ± 0.019in	0.433 ± 0.019in	0.531 ± 0.007in	5.905 ± 0.196in	0.236 ± 0.019in	0.393 ± 0.019in
25m	1660 ± 30mm	25000 ± 50mm	15 ± 0.5mm	20 ± 0.5mm	11 ± 0.5mm	13.51 ± 0.2mm	150 ± 5mm	6 ± 0.5mm	10 ± 0.5mm
	65.35 ± 1.181in	984.2 ± 1.968in	0.59 ± 0.019in	0.787 ± 0.019in	0.433 ± 0.019in	0.531 ± 0.007in	5.905 ± 0.196in	0.236 ± 0.019in	0.393 ± 0.019in
50m	1660 ± 30mm	50000 ± 100mm	15 ± 0.5mm	20 ± 0.5mm	11 ± 0.5mm	13.51 ± 0.2mm	150 ± 5mm	6 ± 0.5mm	10 ± 0.5mm
	65.35 ± 1.181in	1968.5 ± 3.93in	0.59 ± 0.019in	0.787 ± 0.019in	0.433 ± 0.019in	0.531 ± 0.007in	5.905 ± 0.196in	0.236 ± 0.019in	0.393 ± 0.019in

Remarks:


If you need further information, please contact our sales manager.

Optional Accessories

Category	Picture	Part No.	Description
buckle		WW-HVFLST3-MC WW-HVFLST6-MC	Fixing clip and screws

Power Solution



Rectify driver

Category	Picture	Part No.	Description
European accessories		HVFLST2-FEC(EU)-WP(LH)	EU Power supply set M15 power cord Max power:500W
European accessories		HVFLST2-FEC(EU)-WP	EU Power supply set M15 power cord Max power:800W

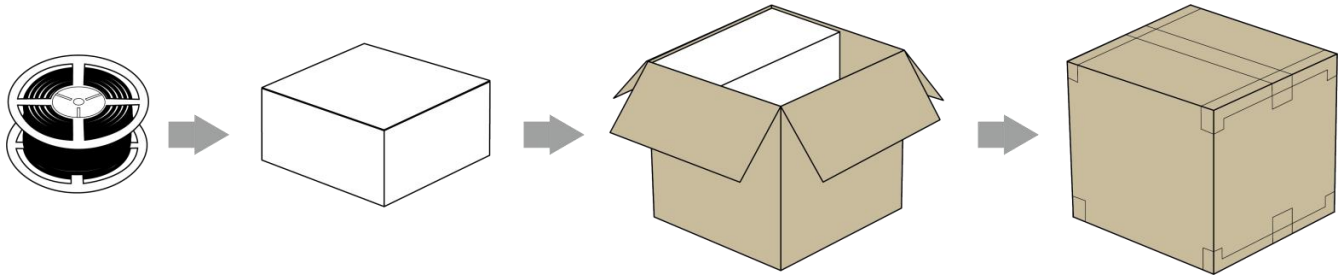
Flicker-free driver

Category	Picture	Part No.	Description
Flicker Free Driver		WW-PCPH-250PF-253-EU-WP	EU Power supply set M15 power cord Max power:230W
Flicker Free Driver		WW-PCPH-400PF-253-EU-WP	EU Power supply set M15 power cord Max power:350W

Flicker-free Dimmable driver(triac)

Category	Picture	Part No.	Description
Triac Dimmable LED driver		WW-PCPH-150PF-253-EU-TRIAC-WP	EU Power supply set M15 power cord Max power:150W
Triac Dimmable LED driver		WW-PCPH-400PF-253-EU-TRIAC-WP	EU Power supply set M15 power cord Max power:400W

Packaging Diagram



Packaging Information

Length	Reel size	Inner carton		Outer carton		N.W	G.W	Outer carton volume
		Size	Reel/ctn	Size	Reel/ctn			
5m	330*50mm	254*100*45MM	1	280*240*283MM	4	2.56KG±10%	2.89KG ±10%	0.019m ³
	12.99*1.96in	10*3.94*1.77in	1	11.02*9.45*11.14in	4	5.65Lbs ±10%	6.38Lbs ±10%	0.672ft ³
10m	330*50mm	254*100*45MM	1	280*240*283MM	4	3.96KG ±10%	4.93KG ±10%	0.019m ³
	12.99*1.96in	10*3.94*1.77in	1	11.02*9.45*11.14in	4	8.73Lbs ±10%	10.86Lbs ±10%	0.672ft ³
20m	330*70mm	345*330*61mm	1	362*350*265mm	4	6.76KG ±10%	7.26KG ±10%	0.0174m ³
	12.99*2.75in	13.58*12.99*3.23in	1	14.25*13.77*10.43in	4	14.9Lbs ±10%	16Lbs ±10%	1.064ft ³
25m	330*110mm	345*330*61mm	1	362*350*265mm	4	8.16KG ±10%	9.25KG ±10%	0.0335m ³
	12.99*4.33in	13.58*12.99*4.80in	1	14.25*13.77*10.43in	4	17.98Lbs ±10%	20.42Lbs ±10%	1.185ft ³
50m	330*110mm	345*330*122mm	1	362*350*265mm	2	8.08KG ±10%	9.15KG ±10%	0.0335m ³
	12.99*4.33in	13.58*12.99*4.80in	1	14.25*13.77*10.43in	2	17.8Lbs ±10%	20.2Lbs ±10%	1.185ft ³

Remarks :

- This packaging method is suitable for LED strips, LED strips with connectors, and LED strips with power supplies.
- Please contact our sales manager for customized package (color box, blister etc.)

 **Cautions**



Do not bend or stress on the strips from the side.



Attention:
Be sure to confirm the install location well before applying power to strips. Once the strip is lighting, or its temperature higher than 40°C, please do not pull it.



DO NOT BEND ON HORIZONTAL PLANE



DO NOT BEND 90°



DO NOT TWIST



DO NOT HANG



DO NOT SUSPEND



Do not USE THIRD PARTY FASTENERS



Do not INSTALL INSIDE BUILDING STRUCTURES



Do not FOLD OR OVERLAP



Do not CUT OR CONNECTING CABLE



Do NOT PUNCTURE



Do not STEP ON OR PUT OBJECTS ON TOP



Do not USE ADHESIVE FOR INSTALLATION



No ground friction



No piercing



Do not pull and crash



Do not press the surface of LED



Please follow the user manual for installation



Operate carefully to avoid electric shock



Note the positive and negative poles



Defective product photo should be provided for warranty



Relative humidity 40%-70%



Storage life is within 6 months



Away from high power



Away from high voltage



Can be used in wet place, but do not contact with water directly



not under blazing sun for long time



Do not put plug, bridge rectifier, front and end cap into water



Pay attention to the power and ensure that the power supply wire is not overload



Ensure the output rated voltage operate within ±5%



Operate by professionals only



Do not use near flammable materials



The continuous working time do not exceed 12 hours daily



Storage temperature

0°C~+60°C
(32°F~+140°F)



Operating temperature

-20°C~+45°C
(-4°F~+113°F)

 **Cautions**



For avoiding LED get vulcanized, LED strip should be installed in the environment where does not has oil and corrosive substances. Such as these substances which contain Sulphur, Bromine, Iodine and Chlorine. Some other chemical elements which will cause Aromatic hydrocarbons releasing(such as: methylbenzene, xylene, methyl acetoacetate Ethyl acetate etc.).The environment in which includes strong acid and strong base.



During the warranty period, only defective products are acceptable to be replaced by the factory. Factory is not responsible for other expenses because of replacement, such as transportation fee, installation fee, etc..



Do not cover this product as the covering may cause the flexible light to overheat and melt or ignite.



Do not operate with the products. To prevent overheating do not allow contact between products and parts of light cables. Maintain at least 12mm spacing between products or parts of light cables.



Do not cut, shorten, or splice the flexible lighting.



Stop to use if any damage of fail to the light and cord insulation. must inspect periodically.

Stop to use, if abnormal product functions are found, such as abnormal flashing, part of strip are not turning on, burning, and water vapor or droplets found inside the light strip



Do not submerge flexible light in liquids, or use the product in the vicinity of standing water or other liquids.



Do not exceed the maximum number of extensions or flexible light lengths permitted by the marking.



Be wary of rick of fire and electric shock if use this product incorrected or not follow this specification.



Dilux will not response to incorrected used.

Dilux will not be responsible for warranty if product failure happens because of incorrect installation, incorrect use, man-made damage or irresistible external forces (Earthquake, Typhoon, Tsunami, Tornado, etc.)

**** If you do not follow the above "Cautions" to operate and result in damaging the product, the factory will not accept maintenance and return.**

****The right of final interpretation is owned by Dilux.**