

# Product Specification

## SMD HV Strip

**POP SMD AC120V 92Leds/M**

**Driver Internal Without Wire**

**Flicker-free Dimming**

HVFLST2XSM-XX-US-HR-HQ1(BF)

HK Office :

Unit 1901, 19th Floor, NanYang Plaza, No. 57 Hung To Road

Kwun Tong, Kowloon, Hong Kong

China Factory :

Zhiyang Science and Technology Park, 10 Zhiyang Road, Zhangge,

Fucheng Street, Longhua District, Shenzhen, Guangdong, China

Tel : (852) 3152 3059 (10 lines)


Fax : (852) 3152 3039




Tel : (86) 755 8601 9190



Fax : (86) 755 8601 9197

<p><b>Product Features</b></p> <ul style="list-style-type: none"> <li>• Flexible PVC material, electrical insulation;</li> <li>• Self-encapsulated design offer four optional white light from 2600-6500K;</li> <li>• High quality FPC;</li> <li>• Light source lifetime:30K hours(L70);</li> <li>• Min. Bending Diameter: Φ150mm(0.5FT)</li> <li>• Max. length(M): 30.48M(100FT)</li> </ul>	 <p>Cutting Unit:304.8mm SMD 2835 28LEDs/FT 12mm FPC</p>
<p><b>Technology info</b></p> <ul style="list-style-type: none"> <li>• Lighting Technology: LED</li> </ul>	<p><b>Certification Standards</b></p> <ul style="list-style-type: none"> <li>• <b>UL2388</b></li> </ul>

<p><b>Waterpro of Type</b></p>	 <p>IP 65</p>
	<p>3 Years Warranty</p>

## HVFLST2XSM-XX-US-HR-HQ1(BF) Parameters

Model NO.	CRI (Ra)	Rf	Rg	Typical Power (W/M)	Max. Power (W/M)	Typical Power (W/FT)	Max. Power (W/FT)	Color	LED Color Temp.(K) Wavelength(nm)*	Typ. Luminous Flux LM/M(39.37in)	Typ. Luminous Flux LM/FT	Strip Input voltage
HVFLST2WSM-0487-US-HR-HQ1 ( BF)	80	82	96	9.2	10.12	2.8	3.08	Warm White	2600-2900K	750	230	AC 120V
HVFLST2WSM-0487-US-HR-HQ1 ( BF)				9.2	10.12	2.8	3.08	Warm White	2900-3200K	820	250	
HVFLST2NSM-0487-US-HR-HQ1 ( BF)				9.2	10.12	2.8	3.08	Natural White	3700-4250K	840	255	
HVFLST2SSM-0487-US-HR-HQ1 ( BF)				9.2	10.12	2.8	3.08	Standard White	5700-6500K	840	255	
HVFLST2WSM-0975-US-HR-HQ1 ( BF)	80	82	96	9.2	10.12	2.8	3.08	Warm White	2600-2900K	750	230	AC 120V
HVFLST2WSM-0975-US-HR-HQ1 ( BF)				9.2	10.12	2.8	3.08	Warm White	2900-3200K	820	250	
HVFLST2NSM-0975-US-HR-HQ1 ( BF)				9.2	10.12	2.8	3.08	Natural White	3700-4250K	840	255	
HVFLST2SSM-0975-US-HR-HQ1 ( BF)				9.2	10.12	2.8	3.08	Standard White	5700-6500K	840	255	
HVFLST2WSM-2011-US-HR-HQ1 ( BF)	80	82	96	9.2	10.12	2.8	3.08	Warm White	2600-2900K	750	230	AC 120V
HVFLST2WSM-2011-US-HR-HQ1 ( BF)				9.2	10.12	2.8	3.08	Warm White	2900-3200K	820	250	
HVFLST2NSM-2011-US-HR-HQ1 ( BF)				9.2	10.12	2.8	3.08	Natural White	3700-4250K	840	255	
HVFLST2SSM-2011-US-HR-HQ1 ( BF)				9.2	10.12	2.8	3.08	Standard White	5700-6500K	840	255	
HVFLST2WSM-3048-US-HR-HQ1 ( BF)	80	82	96	9.2	10.12	2.8	3.08	Warm White	2600-2900K	750	230	AC 120V
HVFLST2WSM-3048-US-HR-HQ1 ( BF)				9.2	10.12	2.8	3.08	Warm White	2900-3200K	820	250	
HVFLST2NSM-3048-US-HR-HQ1 ( BF)				9.2	10.12	2.8	3.08	Natural White	3700-4250K	840	255	
HVFLST2SSM-3048-US-HR-HQ1 ( BF)				9.2	10.12	2.8	3.08	Standard White	5700-6500K	840	255	

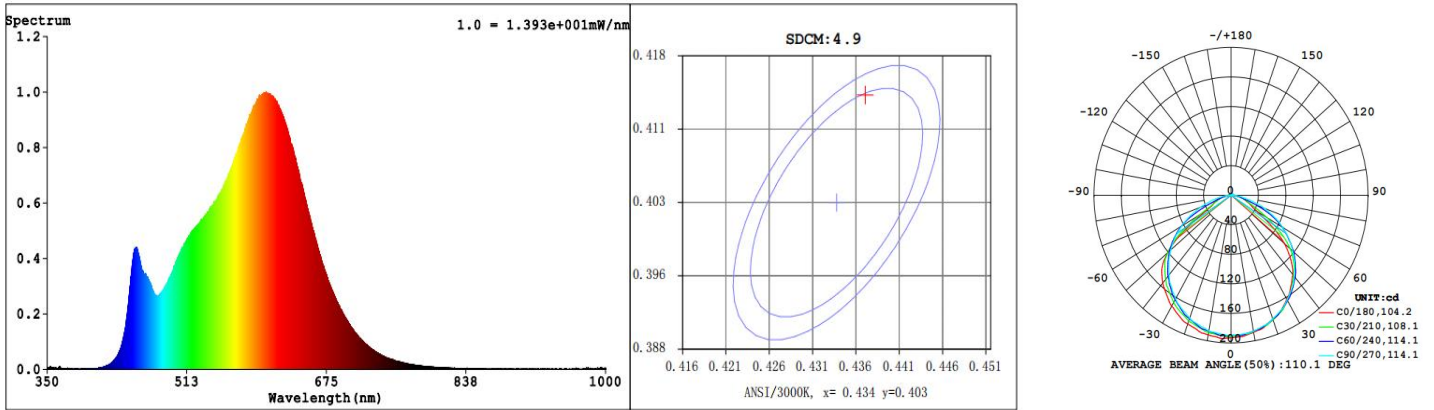
Remarks:

- \* The above color temperature is the color temperature of LED source.
- The typ. Luminous flux tolerance range is ±10% (subject to the manufacturer's instrument test).
- Test methods of parameter:
- Test while turning on.  
Test 1m strip in the integrating sphere under the condition of input AC120V voltage

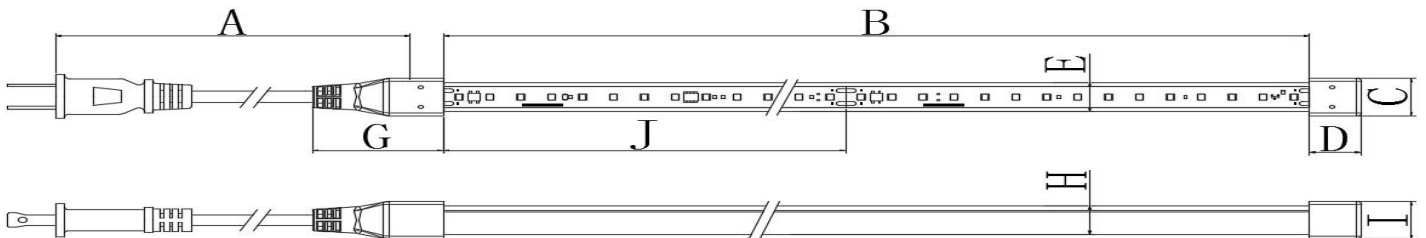
Test condition of above technical data:

- Surrounding temperature: 26 ℃.
- The above parameters are data of internal power supply

Optical Test Diagram






Dimension Drawing

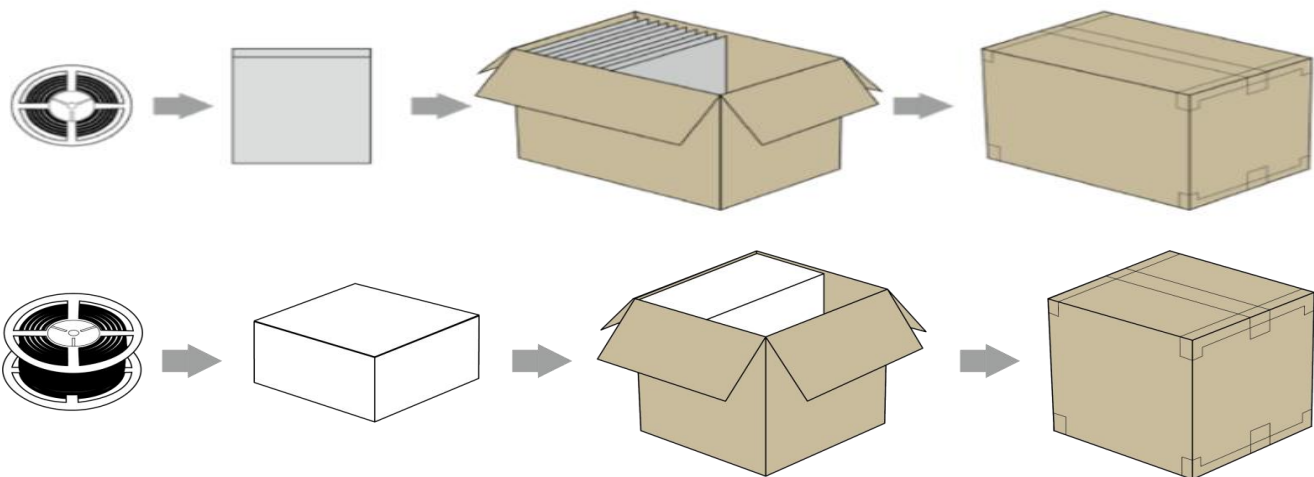


A	B	C	D	E	F	G	H	I	J
1500±20mm	4880±30mm	21±0.5mm	18±0.5mm	16±0.5mm	10.88±0.2mm	46±1mm	16±0.5mm	21±0.5mm	304.8±0.5mm
59.05±0.787in	192.12±1.181in	0.826±0.019in	0.708±0.019in	0.629±0.019in	0.428±0.007in	1.811±0.039in	0.629±0.019in	0.826±0.019in	12±0.019in
<b>32FT(9.75M)</b>									
A	B	C	D	E	F	G	H	I	J
1500±20mm	9754±30mm	21±0.5mm	18±0.5mm	16±0.5mm	10.88±0.2mm	46±1mm	16±0.5mm	21±0.5mm	304.8±0.5mm
59.05±0.787in	384.01±1.181in	0.826±0.019in	0.708±0.019in	0.629±0.019in	0.428±0.007in	1.811±0.039in	0.629±0.019in	0.826±0.019in	12±0.019in
<b>66FT(20.11M)</b>									
A	B	C	D	E	F	G	H	I	J
1500±20mm	20120±30mm	21±0.5mm	18±0.5mm	16±0.5mm	10.88±0.2mm	46±1mm	16±0.5mm	21±0.5mm	304.8±0.5mm
59.05±0.787in	792.1±1.181in	0.826±0.019in	0.708±0.019in	0.629±0.019in	0.428±0.007in	1.811±0.039in	0.629±0.019in	0.826±0.019in	12±0.019in
<b>100FT(30.48M)</b>									
A	B	C	D	E	F	G	H	I	J
1500±20mm	30480±30mm	21±0.5mm	18±0.5mm	16±0.5mm	10.88±0.2mm	46±1mm	16±0.5mm	21±0.5mm	304.8±0.5mm
59.05±0.787in	1200±1.181in	0.826±0.019in	0.708±0.019in	0.629±0.019in	0.428±0.007in	1.811±0.039in	0.629±0.019in	0.826±0.019in	12±0.019in

## Optional Accessories

Category	Picture	Material Code	Description
Aluminium Profile		WW-AP1917-100	Aluminum Profile: L1000*W19*H17mm
European accessories		WW-HFE-FPF29-12	Middle connector supply set (PC cover & connector)
European accessories		WW-HVFLST6-US-C	US Power supply set (PC cover & 2Pin, power cord)

## Packaging Diagram



## Packaging Information

Length	Reel size	Inner carton		Outer carton		N.W	G.W	Outer carton volume
		Size	Reel/ctn	Size	Reel/ctn			
<b>16Ft</b> (4.87M)	470*440*0.14mm	/	/	440*400*260mm	10	12KG ±10%	14.2KG ±10%	0.046m <sup>3</sup>
	18.5*17.32*0.0055in	/	/	17.32*15.74*10.23in	10	26.45 Lbs ±10%	31.3Lbs ±10%	1.616ft <sup>3</sup>
<b>32Ft</b> (9.75M)	330*110mm	345*330*122mm	1	362*265*350mm	2	4.6/KG ±10%	6.28KG ±10%	0.0335m <sup>3</sup>
	12.99*4.33in	13.58*12.99*4.8in	1	14.25*10.43*13.78in	2	10.14 Lbs ±10%	13.84Lbs ±10%	1.185ft <sup>3</sup>
<b>66Ft</b> (20.11M)	330*165mm	345*330*185mm	1	365*350*205mm	1	4.4KG ±10%	5.51KG ±10%	0.0262m <sup>3</sup>
	12.99*6.49in	13.58*12.99*7.28in	1	14.37*13.77*8.07in	1	9.69 Lbs ±10%	12.14 Lbs ±10%	0.8592ft <sup>3</sup>
<b>100Ft</b> (30.48M)	330*200mm	/	/	370*370*250mm	1	6.7KG ±10%	8.06KG ±10%	0.034m <sup>3</sup>
	12.99*7.87in	/	/	14.56*14.56*9.84in	1	14.77 Lbs ±10%	17.76Lbs ±10%	1.2006ft <sup>3</sup>

 **Cautions**



Do not bend or stress on the strips from the side.



 **Attention:**  
Be sure to confirm the install location well before applying power to strips. Once the strip is lighting, or its temperature higher than 40°C, please do not pull it.



DO NOT BEND ON HORIZONTAL PLANE



DO NOT BEND 90°



DO NOT TWIST



DO NOT HANG



DO NOT SUSPEND



Do not USE THIRD PARTY FASTENERS



Do not INSTALL INSIDE BUILDING STRUCTURES



Do not FOLD OR OVERLAP



Do not CUT OR CONNECTING CABLE



Do NOT PUNCTURE



Do not STEP ON OR PUT OBJECTS ON TOP



Do not USE ADHESIVE FOR INSTALLATION



No ground friction



No piercing



Do not pull and crash



Do not press the surface of LED



Please follow the user manual for installation



Operate carefully to avoid electric shock



Note the positive and negative poles



Defective product photo should be provided for warranty



Relative humidity 40%-70%



Storage life is within 6 months



Away from high power



Away from high voltage



Can be used in wet place, but do not contact with water directly



not under blazing sun for long time



Do not put plug, bridge rectifier, front and end cap into water



Pay attention to the power and ensure that the power supply wire is not overload



Ensure the output rated voltage operate within ±5%



Operate by professionals only



Do not use near flammable materials



The continuous working time do not exceed 12 hours daily



Storage temperature

0°C ~ +60°C  
(32°F ~ +140°F)



Operating temperature

-20°C ~ +45°C  
(-4°F ~ +113°F)

 **Cautions**



For avoiding LED get vulcanized, LED strip should be installed in the environment where does not has oil and corrosive substances. Such as these substances which contain Sulphur, Bromine, Iodine and Chlorine. Some other chemical elements which will cause Aromatic hydrocarbons releasing(such as: methylbenzene, xylene, methyl acetoacetate Ethyl acetate etc.).The environment in which includes strong acid and strong base.



During the warranty period, only defective products are acceptable to be replaced by the factory. Factory is not responsible for other expenses because of replacement, such as transportation fee, installation fee, etc..



Do not cover this product as the covering may cause the flexible light to overheat and melt or ignite.



Do not operate with the products. To prevent overheating do not allow contact between products and parts of light cables. Maintain at least 12mm spacing between products or parts of light cables.



Do not cut, shorten, or splice the flexible lighting.



Stop to use if any damage of fail to the light and cord insulation. must inspect periodically.  
Stop to use, if abnormal product functions are found, such as abnormal flashing, part of strip are not turning on, burning, and water vapor or droplets found inside the light strip



Do not submerge flexible light in liquids, or use the product in the vicinity of standing water or other liquids.



Do not exceed the maximum number of extensions or flexible light lengths permitted by the marking.



Be wary of rick of fire and electric shock if use this product incorrected or not follow this specification.



Dilux will not response to incorrected used.

**Dilux will not be responsible for warranty if product failure happens because of incorrect installation, incorrect use, man-made damage or irresistible external forces (Earthquake, Typhoon, Tsunami, Tornado, etc.)**

**\*\* If you do not follow the above "Cautions" to operate and result in damaging the product, the factory will not accept maintenance and return.**

**\*\*The right of final interpretation is owned by Dilux.**